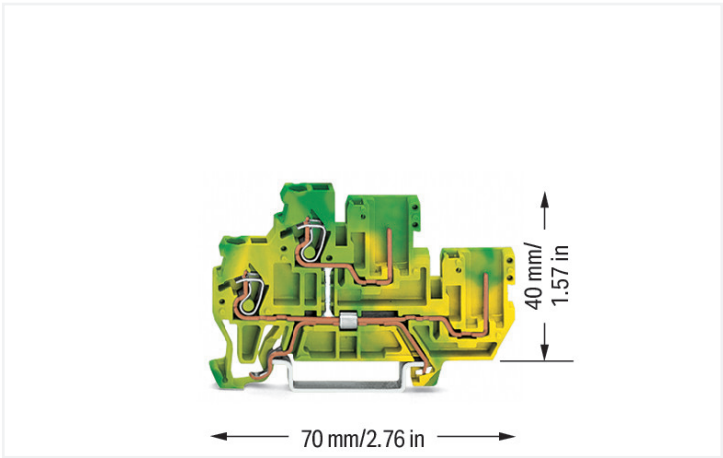


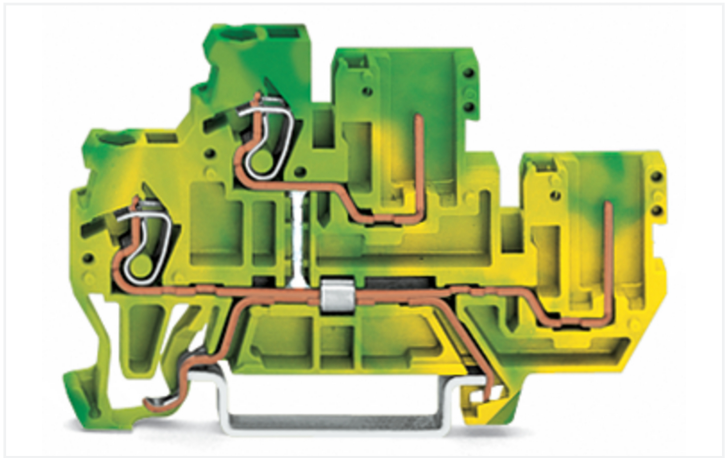
Data Sheet | Item Number: 870-107

2-conductor/2-pin, double-deck carrier terminal block; 2-conductor/2-pin ground terminal block; 2.5 mm²; PE; internal commoning; for DIN-rail 35 x 15 and 35 x 7.5; CAGE CLAMP®; 2,50 mm²; green-yellow

<https://www.wago.com/870-107>



Color: ■ green-yellow



Double-deck terminal block, 870 Series, green-yellow

Our double-deck terminal block (item number 870-107) is designed for seamless electrical installations. Pluggable rail-mount terminal blocks are mainly used in switchgear units and control systems (e.g., in railroad technology). They are essentially a combination of rail-mount terminal blocks and pluggable connectors. You can also pre-assemble installations thanks to the variable wiring system. This saves both time and money during manufacture, installation, operation, and maintenance. The double-deck terminal block also serves as a ground terminal block. Ensure that the strip lengths are between 6 mm and 7 mm when connecting conductors to this double-deck terminal block. This product features conductor terminals and utilizes CAGE CLAMP®. Our renowned universal connection known as CAGE CLAMP® is industry-leading when it comes to connection technology and electrical interconnections. Depending on the conductor type, this double-deck terminal block is suitable for conductor cross sections ranging from 0.08 mm² to 2.5 mm². It features two levels and two clamping points for connecting a single potential. The green-yellow housing is made of polyamide (PA66) for insulation. This pluggable rail-mount terminal block is operated with an operating tool. These pluggable rail-mount terminal blocks are mounted using DIN-35 rails.. The front-entry wiring means you can connect copper conductors.

Notes	
Safety Information	Max. insulation diameter: 4.4 mm
Safety information 2	2-conductor female plugs cannot be used.

Connection data	
Clamping units	2
Total number of potentials	1
Number of levels	2
Connection 1	
Connection technology	CAGE CLAMP®
Actuation type	Operating tool
Connectable conductor materials	Copper
Solid conductor	0.08 ... 2.5 mm² / 28 ... 12 AWG
Fine-stranded conductor	0.08 ... 4 mm² / 28 ... 12 AWG
Fine-stranded conductor; with insulated ferrule	0.08 ... 1.5 mm² / 28 ... 14 AWG
Strip length	6 ... 7 mm / 0.24 ... 0.28 inches
Wiring direction	Front-entry wiring



Physical data		
Width		5 mm / 0.197 inches
Height		70 mm / 2.756 inches
Depth from upper-edge of DIN-rail		40 mm / 1.575 inches

Mechanical data		
Potential marking		PE
Design		horizontal type
Mounting type		DIN-35 rail
Marking level		Side marking

Material data		
Note (material data)		Information on material specifications can be found here
Color		green-yellow
Material group		I
Insulation material (main housing)		Polyamide (PA66)
Flammability class per UL94		V0
Fire load		0.164 MJ
Weight		11 g

Environmental requirements		
Processing temperature		-35 ... +85 °C
Continuous operating temperature		-60 ... +105 °C

Commercial data		
PU (SPU)		50 pcs
Packaging type		Box
Country of origin		DE
GTIN		4045454225346
Customs tariff number		85366990990

Product classification		
UNSPSC		39121410
eCl@ss 10.0		27-14-11-41
eCl@ss 9.0		27-14-11-41
ETIM 9.0		EC000901
ETIM 8.0		EC000901
ECCN		NO US CLASSIFICATION

Environmental Product Compliance		
RoHS Compliance Status		Compliant, No Exemption



Approvals / Certificates

General approvals



Approval	Standard	Certificate Name
CCA DEKRA Certification B.V.	EN 60947	NTR NL 7468
CCA DEKRA Certification B.V.	EN 60947	2189801.01

Declarations of conformity and manufacturer's declarations



Approval	Standard	Certificate Name
EU-Declaration of Confor- mity WAGO GmbH & Co. KG	-	-
Railway WAGO GmbH & Co. KG	-	Z00004430.000
UK-Declaration of Confor- mity WAGO GmbH & Co. KG	-	-

Approvals for marine applications



Approval	Standard	Certificate Name
ABS American Bureau of Ship- ping	-	20-HG1941090-PDA

Downloads

Environmental Product Compliance

Compliance Search
Environmental Product Compliance 870-107



Documentation

Bid Text
870-107
19.02.2019
xml 3.15 KB
870-107
04.10.2017
doc 24.50 KB



CAD/CAE-Data












CAD data
2D/3D Models 870-107



CAE data
EPLAN Data Portal 870-107
WSCAD Universe 870-107
ZUKEN Portal 870-107





1 Compatible Products			
1.1 System counterpart			
1.1.1 Female connector/socket			
			
Item No.: 769-101/022-016 1-conductor female connector, angled; CAGE CLAMP®; 4 mm²; Pin spacing 5 mm; 1-pole; coding finger; 4,00 mm²; green-yellow	Item No.: 769-101/000-016 1-conductor female connector; CAGE CLAMP®; 4 mm²; Pin spacing 5 mm; 1-pole; coding finger; 4,00 mm²; green-yellow		
1.2 Required Accessories			
1.2.1 End plate			
1.2.1.1 End plate			
			
Item No.: 870-118 End and intermediate plate; 1 mm thick; gray	Item No.: 870-119 End and intermediate plate; 1 mm thick; orange		
1.3 Optional Accessories			
1.3.1 Coding			
1.3.1.1 Coding			
			
Item No.: 769-435 Coding pin; for coding of female plugs; for carrier terminal blocks / male connectors; orange			
1.3.2 Cover			
1.3.2.1 Cover			
			
Item No.: 769-438 Pin cover; with marker slot for miniature WSB; gray	Item No.: 769-439 Pin cover; with marker slot for miniature WSB; orange		
1.3.3 DIN-rail			
1.3.3.1 Mounting accessories			
			
Item No.: 210-196 Aluminum carrier rail; 35 x 8.2 mm; 1.6 mm thick; 2 m long; unslotted; similar to EN 60715; silver-colored		Item No.: 210-198 Copper carrier rail; 35 x 15 mm; 2.3 mm thick; 2 m long; unslotted; according to EN 60715; copper-colored	Item No.: 210-508 Steel carrier rail; 35 x 15 mm; 1.5 mm thick; 2 m long; slotted; galvanized; similar to EN 60715; silver-colored
			
			Item No.: 210-197 Steel carrier rail; 35 x 15 mm; 1.5 mm thick; 2 m long; slotted; similar to EN 60715; silver-colored



1.3.3.1 Mounting accessories



Item No.: 210-506
Steel carrier rail; 35 x 15 mm; 1.5 mm thick; 2 m long; unslotted; galvanized; similar to EN 60715; silver-colored



Item No.: 210-114
Steel carrier rail; 35 x 15 mm; 1.5 mm thick; 2 m long; unslotted; similar to EN 60715; silver-colored



Item No.: 210-118
Steel carrier rail; 35 x 15 mm; 2.3 mm thick; 2 m long; unslotted; according to EN 60715; silver-colored



Item No.: 210-115
Steel carrier rail; 35 x 7.5 mm; 1 mm thick; 2 m long; slotted; according to EN 60715; "Hole width 18 mm; silver-colored



Item No.: 210-112
Steel carrier rail; 35 x 7.5 mm; 1 mm thick; 2 m long; slotted; according to EN 60715; "Hole width 25 mm; silver-colored



Item No.: 210-504
Steel carrier rail; 35 x 7.5 mm; 1 mm thick; 2 m long; slotted; galvanized; according to EN 60715; silver-colored



Item No.: 210-113
Steel carrier rail; 35 x 7.5 mm; 1 mm thick; 2 m long; unslotted; according to EN 60715; silver-colored



Item No.: 210-505
Steel carrier rail; 35 x 7.5 mm; 1 mm thick; 2 m long; unslotted; galvanized; according to EN 60715; silver-colored

1.3.4 Ferrule

1.3.4.1 Ferrule



Item No.: 216-321
Ferrule; Sleeve for 0.25 mm² / AWG 24; insulated; electro-tin plated; yellow



Item No.: 216-131
Ferrule; Sleeve for 0.25 mm² / AWG 24; uninsulated; electro-tin plated; silver-colored



Item No.: 216-322
Ferrule; Sleeve for 0.34 mm² / 22 AWG; insulated; electro-tin plated; light turquoise



Item No.: 216-132
Ferrule; Sleeve for 0.34 mm² / AWG 24; uninsulated; electro-tin plated



Item No.: 216-221
Ferrule; Sleeve for 0.5 mm² / 20 AWG; insulated; electro-tin plated; white



Item No.: 216-121
Ferrule; Sleeve for 0.5 mm² / AWG 22; uninsulated; electro-tin plated; silver-colored



Item No.: 216-222
Ferrule; Sleeve for 0.75 mm² / 18 AWG; insulated; electro-tin plated; gray



Item No.: 216-122
Ferrule; Sleeve for 0.75 mm² / AWG 20; uninsulated; electro-tin plated; silver-colored



Item No.: 216-223
Ferrule; Sleeve for 1 mm² / AWG 18; insulated; electro-tin plated; red



Item No.: 216-123
Ferrule; Sleeve for 1 mm² / AWG 18; uninsulated; electro-tin plated; silver-colored



Item No.: 216-224
Ferrule; Sleeve for 1.5 mm² / AWG 16; insulated; electro-tin plated; black



Item No.: 216-124
Ferrule; Sleeve for 1.5 mm² / AWG 16; uninsulated; electro-tin plated

1.3.5 Installation

1.3.5.1 Mounting accessories



Item No.: 209-106
Mounting carrier; for isolated mounting on DIN 35 rails; gray



Item No.: 249-116
Screwless end stop; 6 mm wide; for DIN-rail 35 x 15 and 35 x 7.5; gray

1.3.6 Insulation stop

1.3.6.1 Insulation stop



Item No.: 280-470
Insulation stop; 0.08 - 0.2 mm² "s" (0.14 mm² "f-st"); 5 pieces/strip; white



Item No.: 280-471
Insulation stop; 0.25 - 0.5 mm²; 5 pieces/strip; light gray



Item No.: 280-472
Insulation stop; 0.75 - 1 mm²; 5 pieces/strip; black



1.3.7 Jumper

1.3.7.1 Jumper



[Item No.: 870-405/011-000](#)



[Item No.: 870-407/011-000](#)



[Item No.: 870-409/011-000](#)



[Item No.: 870-406/020-000](#)
Delta jumper; insulated; light gray



[Item No.: 870-410](#)
Jumper; 10-way; insulated; light gray



[Item No.: 870-402](#)
Jumper; 2-way; insulated; light gray



[Item No.: 870-403](#)
Jumper; 3-way; insulated; light gray



[Item No.: 870-404](#)
Jumper; 4-way; insulated; light gray



[Item No.: 870-405](#)
Jumper; 5-way; insulated; light gray



[Item No.: 870-406](#)
Jumper; 6-way; insulated; light gray



[Item No.: 870-407](#)
Jumper; 7-way; insulated; light gray



[Item No.: 870-408](#)
Jumper; 8-way; insulated; light gray



[Item No.: 870-409](#)
Jumper; 9-way; insulated; light gray



[Item No.: 870-440](#)
Jumper; from 1 to 10; insulated; light gray



[Item No.: 870-433](#)
Jumper; from 1 to 3; insulated; light gray



[Item No.: 870-434](#)
Jumper; from 1 to 4; insulated; light gray



[Item No.: 870-435](#)
Jumper; from 1 to 5; insulated; light gray

1.3.8 Marking

1.3.8.1 Group marker carrier



[Item No.: 870-182](#)
Adaptor; gray



[Item No.: 870-183](#)
Adaptor; gray



[Item No.: 870-184](#)
Adaptor; gray

1.3.8.2 Marker



[Item No.: 2009-145](#)
Mini-WSB Inline; for Smart Printer; 1700 pieces on roll; stretchable 5 - 5.2 mm; plain; snap-on type; white



[Item No.: 248-501](#)
Mini-WSB marking card; as card; not stretchable; plain; snap-on type; white



[Item No.: 793-5501](#)
WMB marking card; as card; for terminal block width 5 - 17.5 mm; stretchable 5 - 5.2 mm; plain; snap-on type; white



[Item No.: 793-501](#)
WMB marking card; as card; not stretchable; plain; snap-on type; white



[Item No.: 2009-115](#)
WMB-Inline; for Smart Printer; 1500 pieces on roll; stretchable 5 - 5.2 mm; plain; snap-on type; white

1.3.8.3 Marker carrier



[Item No.: 2009-198](#)
Adaptor; gray

1.3.9 Protective warning marker

1.3.9.1 Cover



Item No.: 280-405
Protective warning marker; for 5 terminal blocks; with high-voltage symbol, black; yellow

1.3.10 Test and measurement

1.3.10.1 Testing accessories



Item No.: 870-427
Spacer module; modular; bridging commoned terminal blocks; gray



Item No.: 870-426
Tap-off module; modular; suitable for 870 Series terminal blocks with jumper slots in the current bar; gray



Item No.: 870-425
Tap-off module; with anti-rotation protection; modular; suitable for 870 Series terminal blocks with jumper slots in the current bar; gray

1.3.11 Tool

1.3.11.1 Operating tool



Item No.: 210-720
Operating tool; Blade: 3.5 x 0.5 mm; with a partially insulated shaft; multicoloured