

Color: ■ green-yellow

Ground terminal block, 284 Series, green-yellow

This ground terminal block (item number 284-607) is designed to connect conductors quickly and easily. WAGO's ground terminal blocks allow you to connect electrical conductors directly to the mounting rail thanks to an integrated contact foot. This connection ensures both electrical and mechanical stability between the conductors and the mounting adapter. Conductors can only be connected to this ground terminal block if their strip length is between 12 mm and 13 mm. This product features conductor terminals and utilizes CAGE CLAMP®. Our celebrated universal connection known as CAGE CLAMP® is the industry standard for connection technology and electrical interconnections. Depending on the type of conductor, this ground terminal block is ideal for conductor cross sections ranging from 0.2 mm<sup>2</sup> to 10 mm<sup>2</sup>. It has one level. You can connect a single potential using the two clamping points. The green-yellow housing is made of polyamide (PA66) for insulation. An operating tool is used to operate this through rail-mount terminal block. These through rail-mount terminal blocks are mounted using DIN-35 rails.. The front-entry wiring allows you to connect copper conductors.

Electrical data

Ratings per	IEC/EN 60947-7-2		
Overvoltage category	III	III	II
Pollution degree	3	2	2
Nominal voltage	-	-	-
Rated surge voltage	-	-	-
Rated current	-	-	-

Connection data

Clamping units	2	Connection 1	
Total number of potentials	1	Connection technology	CAGE CLAMP®
Number of levels	1	Actuation type	Operating tool
		Connectable conductor materials	Copper
		Solid conductor	0.2 ... 10 mm <sup>2</sup> / 24 ... 8 AWG
		Fine-stranded conductor	0.2 ... 10 mm <sup>2</sup> / 24 ... 8 AWG
		Strip length	12 ... 13 mm / 0.47 ... 0.51 inches
		Wiring direction	Front-entry wiring



Physical data	
Width	10 mm / 0.394 inches
Height	69 mm / 2.717 inches
Depth from upper-edge of DIN-rail	33.5 mm / 1.319 inches

Mechanical data	
Design	horizontal type
Mounting type	DIN-35 rail
Marking level	Side marking

Material data	
Note (material data)	<a href="#">Information on material specifications can be found here</a>
Color	green-yellow
Material group	I
Insulation material (main housing)	Polyamide (PA66)
Flammability class per UL94	V0
Fire load	0.243 MJ
Weight	27.4 g

Environmental requirements	
Processing temperature	-35 ... +85 °C
Continuous operating temperature	-60 ... +105 °C

Commercial data	
Product Group	1 (Rail Mounted Terminal Blocks)
PU (SPU)	25 pcs
Packaging type	Box
Country of origin	DE
GTIN	4045454084592
Customs tariff number	85369010000

Product classification	
UNSPSC	39121410
eCl@ss 10.0	27-14-11-41
eCl@ss 9.0	27-14-11-41
ETIM 9.0	EC000901
ETIM 8.0	EC000901
ECCN	NO US CLASSIFICATION

Environmental Product Compliance	
CAS-No.	7439-92-1
REACH Candidate List Substance	Lead
RoHS Compliance Status	Compliant, No Exemption
SCIP notification number (Austria)	c155851e-51b7-4dbb-9786-0ff56c0789a2
SCIP notification number (Belgium)	61170ba6-8da4-4761-a5fc-605f53d02107
SCIP notification number (Bulgaria)	fb97b439-f56d-489c-b991-88895786d5d7
SCIP notification number (Czech Republic)	ecf32cb8-083f-46b4-b518-7691ff7919aa
SCIP notification number (Denmark)	56959675-483c-45ee-88bd-1c6217e41458
SCIP notification number (Finland)	e27678e1-2d36-4241-ba44-2ddd7c6afc77
SCIP notification number (France)	702c533c-f1ba-4425-a53f-aad7c314203b
SCIP notification number (Germany)	882323f4-b872-46dc-99e0-992cc08bbbfb



Environmental Product Compliance	
SCIP notification number (Hungary)	28e0b038-266f-4faf-a8d5-25e6de5e62b4
SCIP notification number (Italy)	c2b1edc7-555c-499a-9fb8-e6608645fa8c
SCIP notification number (Netherlands)	29122cc8-c0bf-4881-8264-11e577cba40b
SCIP notification number (Poland)	a6586cf3-e53e-4074-a527-64ca7626743c
SCIP notification number (Romania)	426538b0-4fd1-464e-a353-4d288796d15b
SCIP notification number (Sweden)	ab4a58d4-8640-4650-a5fb-16bc76adf92a

Approvals / Certificates

General approvals



Approval	Standard	Certificate Name
CCA DEKRA Certification B.V.	EN 60947	NTR NL-7379
CSA CSA Group	C22.2	1536073
KEMA/KEUR DEKRA Certification B.V.	EN 60947	2178517.01
UL UL International Germany GmbH	UL 1059	E45172

Declarations of conformity and manufacturer's declarations

Approval	Standard	Certificate Name
EU-Declaration of Confor- mity WAGO GmbH & Co. KG	-	-
UK-Declaration of Confor- mity WAGO GmbH & Co. KG	-	-

Approvals for marine applications



Approval	Standard	Certificate Name
ABS American Bureau of Ship- ping	EN 60947	20-HG1941090-PDA
DNV GL Det Norske Veritas, Ger- manischer Lloyd	-	TAE00001V2

Downloads

Environmental Product Compliance	
Compliance Search	
Environmental Product Compliance 284-607	



CAD/CAE-Data	
CAD data	CAE data
2D/3D Models 284-607	EPLAN Data Portal 284-607
	WSCAD Universe 284-607
	ZUKEN Portal 284-607

1 Compatible Products

1.1 Required Accessories

1.1.1 End plate

1.1.1.1 End plate



[Item No.: 284-316](#)  
End and intermediate plate; 2.5 mm thick; gray



[Item No.: 284-317](#)  
End and intermediate plate; 2.5 mm thick; orange



[Item No.: 284-337](#)  
Separator plate; 2 mm thick; oversized; gray



[Item No.: 284-327](#)  
Separator plate; 2 mm thick; oversized; orange

1.2 Optional Accessories

1.2.1 Cover

1.2.1.1 Cover



[Item No.: 284-400](#)  
Finger guard; touchproof cover protects unused conductor entries; yellow

1.2.2 DIN-rail

1.2.2.1 Mounting accessories



[Item No.: 210-196](#)  
Aluminum carrier rail; 35 x 8.2 mm; 1.6 mm thick; 2 m long; unslotted; similar to EN 60715; silver-colored



[Item No.: 210-198](#)  
Copper carrier rail; 35 x 15 mm; 2.3 mm thick; 2 m long; unslotted; according to EN 60715; copper-colored



[Item No.: 210-508](#)  
Steel carrier rail; 35 x 15 mm; 1.5 mm thick; 2 m long; slotted; galvanized; similar to EN 60715; silver-colored



[Item No.: 210-197](#)  
Steel carrier rail; 35 x 15 mm; 1.5 mm thick; 2 m long; slotted; similar to EN 60715; silver-colored



[Item No.: 210-506](#)  
Steel carrier rail; 35 x 15 mm; 1.5 mm thick; 2 m long; unslotted; galvanized; similar to EN 60715; silver-colored



[Item No.: 210-114](#)  
Steel carrier rail; 35 x 15 mm; 1.5 mm thick; 2 m long; unslotted; similar to EN 60715; silver-colored



[Item No.: 210-118](#)  
Steel carrier rail; 35 x 15 mm; 2.3 mm thick; 2 m long; unslotted; according to EN 60715; silver-colored



[Item No.: 210-115](#)  
Steel carrier rail; 35 x 7.5 mm; 1 mm thick; 2 m long; slotted; according to EN 60715; "Hole width 18 mm; silver-colored



[Item No.: 210-112](#)  
Steel carrier rail; 35 x 7.5 mm; 1 mm thick; 2 m long; slotted; according to EN 60715; "Hole width 25 mm; silver-colored



[Item No.: 210-504](#)  
Steel carrier rail; 35 x 7.5 mm; 1 mm thick; 2 m long; slotted; galvanized; according to EN 60715; silver-colored



[Item No.: 210-113](#)  
Steel carrier rail; 35 x 7.5 mm; 1 mm thick; 2 m long; unslotted; according to EN 60715; silver-colored



[Item No.: 210-505](#)  
Steel carrier rail; 35 x 7.5 mm; 1 mm thick; 2 m long; unslotted; galvanized; according to EN 60715; silver-colored

1.2.3 Ferrule

1.2.3.1 Ferrule



**Item No.: 216-262**  
Ferrule; Sleeve for 0.75 mm² / 18 AWG; insulated; electro-tin plated; electrolytic copper; gastight crimped; acc. to DIN 46228, Part 4/09.90; gray



**Item No.: 216-263**  
Ferrule; Sleeve for 1 mm² / AWG 18; insulated; electro-tin plated; electrolytic copper; gastight crimped; acc. to DIN 46228, Part 4/09.90; red



**Item No.: 216-264**  
Ferrule; Sleeve for 1.5 mm² / AWG 16; insulated; electro-tin plated; electrolytic copper; gastight crimped; acc. to DIN 46228, Part 4/09.90; black



**Item No.: 216-266**  
Ferrule; Sleeve for 2.5 mm² / AWG 14; insulated; electro-tin plated; electrolytic copper; gastight crimped; acc. to DIN 46228, Part 4/09.90; blue



**Item No.: 216-267**  
Ferrule; Sleeve for 4 mm² / AWG 12; insulated; electro-tin plated; electrolytic copper; gastight crimped; acc. to DIN 46228, Part 4/09.90; gray



**Item No.: 216-208**  
Ferrule; Sleeve for 6 mm² / AWG 10; insulated; electro-tin plated; electrolytic copper; gastight crimped; acc. to DIN 46228, Part 4/09.90; yellow



**Item No.: 216-108**  
Ferrule; Sleeve for 6 mm² / AWG 10; uninsulated; electro-tin plated; silver-colored

1.2.4 Installation

1.2.4.1 Cover



**Item No.: 709-154**  
Cover; Type 2; suitable for cover carrier, type 2; 1 m long; transparent

1.2.4.2 Cover carrier



**Item No.: 709-168**  
Cover carrier; Type 2; incl. fixing/retaining screws and knurled nut; suitable for 283 to 285 Series rail-mounted terminal blocks; suitable for 279 to 281 Series double- and triple-deck terminal blocks; suitable for 780 to 785, 775, 776 and 777 Series TOP-JOB® rail-mounted terminal blocks; suitable for 280 Series sensor and actuator terminal blocks; suitable for 282 Series disconnect/test terminal blocks for transformer circuits; gray

1.2.4.3 Mounting accessories



**Item No.: 209-106**  
Mounting carrier; for isolated mounting on DIN 35 rails; gray



**Item No.: 249-116**  
Screwless end stop; 6 mm wide; for DIN-rail 35 x 15 and 35 x 7.5; gray



1.2.5 Jumper

1.2.5.1 Jumper



Item No.: 284-402  
Jumper; insulated; gray

Item No.: 284-409  
Jumper; insulated; gray

Item No.: 284-422  
Jumper; insulated; yellow-green

1.2.6 Marking

1.2.6.1 Group marker carrier



Item No.: 249-105  
Group marker carrier; gray

1.2.6.2 Marker



Item No.: 793-5501/000-006  
WMB marking card; as card; for terminal block width 5 - 17.5 mm; stretchable 5 - 5.2 mm; plain; snap-on type; blue



Item No.: 793-5501/000-007  
WMB marking card; as card; for terminal block width 5 - 17.5 mm; stretchable 5 - 5.2 mm; plain; snap-on type; gray



Item No.: 793-5501/000-023  
WMB marking card; as card; for terminal block width 5 - 17.5 mm; stretchable 5 - 5.2 mm; plain; snap-on type; green



Item No.: 793-5501/000-017  
WMB marking card; as card; for terminal block width 5 - 17.5 mm; stretchable 5 - 5.2 mm; plain; snap-on type; light green



Item No.: 793-5501/000-012  
WMB marking card; as card; for terminal block width 5 - 17.5 mm; stretchable 5 - 5.2 mm; plain; snap-on type; orange



Item No.: 793-5501/000-005  
WMB marking card; as card; for terminal block width 5 - 17.5 mm; stretchable 5 - 5.2 mm; plain; snap-on type; red



Item No.: 793-5501/000-024  
WMB marking card; as card; for terminal block width 5 - 17.5 mm; stretchable 5 - 5.2 mm; plain; snap-on type; violet



Item No.: 793-5501  
WMB marking card; as card; for terminal block width 5 - 17.5 mm; stretchable 5 - 5.2 mm; plain; snap-on type; white



Item No.: 793-5501/000-002  
WMB marking card; as card; for terminal block width 5 - 17.5 mm; stretchable 5 - 5.2 mm; plain; snap-on type; yellow



Item No.: 793-501/000-006  
WMB marking card; as card; not stretchable; plain; snap-on type; blue



Item No.: 793-501/000-007  
WMB marking card; as card; not stretchable; plain; snap-on type; gray



Item No.: 793-501/000-023  
WMB marking card; as card; not stretchable; plain; snap-on type; green



Item No.: 793-501/000-017  
WMB marking card; as card; not stretchable; plain; snap-on type; light green



Item No.: 793-501/000-012  
WMB marking card; as card; not stretchable; plain; snap-on type; orange



Item No.: 793-501/000-005  
WMB marking card; as card; not stretchable; plain; snap-on type; red



Item No.: 793-501/000-024  
WMB marking card; as card; not stretchable; plain; snap-on type; violet



Item No.: 793-501  
WMB marking card; as card; not stretchable; plain; snap-on type; white



Item No.: 793-501/000-002  
WMB marking card; as card; not stretchable; plain; snap-on type; yellow



Item No.: 2009-115/000-006  
WMB-Inline; for Smart Printer; 1500 pieces on roll; stretchable 5 - 5.2 mm; plain; snap-on type; blue



Item No.: 2009-115/000-007  
WMB-Inline; for Smart Printer; 1500 pieces on roll; stretchable 5 - 5.2 mm; plain; snap-on type; gray



Item No.: 2009-115/000-023  
WMB-Inline; for Smart Printer; 1500 pieces on roll; stretchable 5 - 5.2 mm; plain; snap-on type; green



Item No.: 2009-115/000-017  
WMB-Inline; for Smart Printer; 1500 pieces on roll; stretchable 5 - 5.2 mm; plain; snap-on type; light green



Item No.: 2009-115/000-012  
WMB-Inline; for Smart Printer; 1500 pieces on roll; stretchable 5 - 5.2 mm; plain; snap-on type; orange



Item No.: 2009-115/000-024  
WMB-Inline; for Smart Printer; 1500 pieces on roll; stretchable 5 - 5.2 mm; plain; snap-on type; violet



Item No.: 2009-115  
WMB-Inline; for Smart Printer; 1500 pieces on roll; stretchable 5 - 5.2 mm; plain; snap-on type; white



Item No.: 2009-115/000-002  
WMB-Inline; for Smart Printer; 1500 pieces on roll; stretchable 5 - 5.2 mm; plain; snap-on type; yellow

1.2.7 Protective warning marker

1.2.7.1 Cover



**Item No.: 284-415**  
Protective warning marker; for 5 terminal blocks; with high-voltage symbol, black; yellow

1.2.8 Test and measurement

1.2.8.1 Testing accessories



**Item No.: 709-311**  
B-type spacer module; modular; e.g., for bridging commoned terminal blocks; gray



**Item No.: 709-310**  
B-type test plug module; modular; suitable for all WAGO 282 Series rail-mounted terminal blocks with jumper slots; 6,00 mm<sup>2</sup>; gray



**Item No.: 209-170**  
Test plug adapter; 8.3 mm wide; for 4 mm Ø test plugs; suitable for 1.5 mm<sup>2</sup> - 10 mm<sup>2</sup> tbs; gray

1.2.9 Tool

1.2.9.1 Operating tool




**Item No.: 210-721**  
Operating tool; Blade: 5.5 x 0.8 mm; with a partially insulated shaft; multicoloured

Installation Notes


Installation



Snapping a ground conductor block onto the DIN-rail automatically makes a direct electrical connection to the rail.




Quick assembly keys prevent reverse mounting.




Removing a terminal block from the assembly.


Conductor termination



**CAGE CLAMP® connection**  
Inserting a conductor.



**CAGE CLAMP® connection**  
Inserting a conductor.  
With ferruled conductors, it is necessary to use a terminal block one size larger than the conductor's nominal cross-section.




**CAGE CLAMP® connection**  
Removing a solid conductor.

## Commoning



Commoning ground conductor terminal blocks with through terminal blocks is possible in one direction only (via rear side of terminal block) using adjacent jumpers. WAGO recommends using yellow-green adjacent jumpers in addition to the required marking of these blocks.

## Marking



Labeling via WMB Multi Marking System.