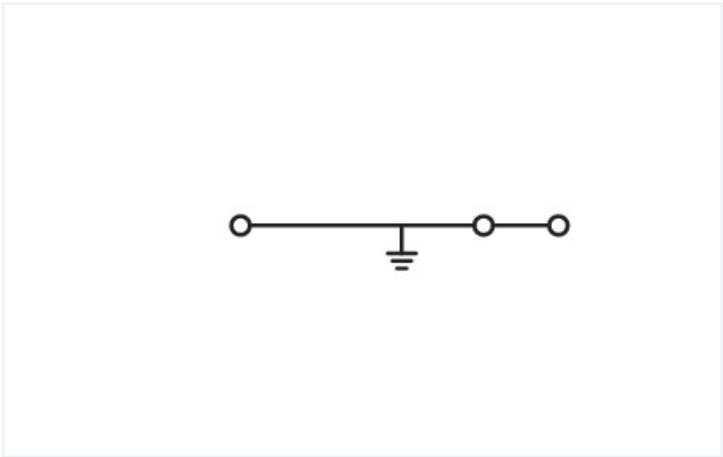


Color: ■ green-yellow



Similar to illustration

Ground terminal block, 283 Series, operating tool

Connect conductors quickly and safely with this ground terminal block (item number 283-677). Ground terminal blocks connect directly to the mounting rail via an integrated contact foot. This creates an electrical and mechanical connection between the electrical conductors and the mounting adapter. Conductors should only be connected to this ground terminal block if their strip length is between 16 mm and 17 mm. This product features conductor terminals and utilizes CAGE CLAMP®. Our proven universal connection known as CAGE CLAMP® is the industry standard when it comes to connection technology and electrical interconnections. This ground terminal block is suitable for conductor cross sections ranging from 0.2 mm² to 16 mm². It has one level. The single potential can connect using the three clamping points. The green-yellow housing is made of polyamide (PA66) for insulation. This through rail-mount terminal block is operated with an operating tool. These through rail-mount terminal blocks are mounted using DIN-35 rails.. You can connect copper conductors thanks to front-entry wiring.

Notes

Safety Information

Notice: This (ground) earth conductor terminal block cannot be commoned with adjacent jumpers.

Electrical data			
Ratings per	IEC/EN 60947-7-2		
Overvoltage category	III	III	II
Pollution degree	3	2	2
Nominal voltage	-	-	-
Rated surge voltage	-	-	-
Rated current	-	-	-

Connection data

Clamping units	3
Total number of potentials	1
Number of levels	1

Connection 1

Connection technology	CAGE CLAMP®
Actuation type	Operating tool
Connectable conductor materials	Copper
Solid conductor	0.2 ... 16 mm² / 24 ... 6 AWG
Fine-stranded conductor	0.2 ... 16 mm² / 24 ... 6 AWG
Strip length	16 ... 17 mm / 0.63 ... 0.67 inches
Wiring direction	Front-entry wiring

Physical data

Width	12 mm / 0.472 inches
Height	104.5 mm / 4.114 inches
Depth from upper-edge of DIN-rail	37.5 mm / 1.476 inches

Mechanical data

Design	horizontal type
Mounting type	DIN-35 rail
Marking level	Center marking

Material data

Note (material data)	Information on material specifications can be found here
Color	green-yellow
Material group	I
Insulation material (main housing)	Polyamide (PA66)
Flammability class per UL94	V0
Fire load	0.577 MJ
Weight	56.1 g

Environmental requirements

Processing temperature	-35 ... +85 °C
Continuous operating temperature	-60 ... +105 °C

Commercial data

PU (SPU)	20 pcs
Packaging type	Box
Country of origin	DE
GTIN	4045454084554
Customs tariff number	85369010000



Product classification	
UNSPSC	39121410
eCl@ss 10.0	27-14-11-41
eCl@ss 9.0	27-14-11-41
ETIM 9.0	EC000901
ETIM 8.0	EC000901
ECCN	NO US CLASSIFICATION

Environmental Product Compliance	
CAS-No.	7439-92-1
REACH Candidate List Substance	Lead
RoHS Compliance Status	Compliant, No Exemption
SCIP notification number (Austria)	7d39f0e1-6b68-4305-8224-344c4804477b
SCIP notification number (Belgium)	106b5659-5815-4d69-9f6d-48c5ec96d850
SCIP notification number (Bulgaria)	0bce2af6-fea5-4566-910d-93a8abd7ffce
SCIP notification number (Czech Republic)	dbca1b2b-4a17-47d0-9c95-a8f4cef966ed
SCIP notification number (Denmark)	6a0a59cd-8c49-4aeb-8541-411807800a8a
SCIP notification number (Finland)	95238176-8585-4f75-926e-cbf9f7fdf64b
SCIP notification number (France)	b1251a36-3b53-4206-a8f4-dce23bba55dd
SCIP notification number (Germany)	24c69ece-4197-4340-88ba-6d9f5d07099e
SCIP notification number (Hungary)	6fa043dd-ea40-4197-8d39-5d8402be591f
SCIP notification number (Italy)	e3e52f10-4263-436d-9341-82ad613be024
SCIP notification number (Netherlands)	b75e7c31-1559-404a-ab1e-15b63d77c565
SCIP notification number (Poland)	04330410-2daf-45b4-8fb4-670e15821555
SCIP notification number (Romania)	7084956a-5008-4ebf-9ffb-0e2a631b2697
SCIP notification number (Sweden)	e9a0bc8f-bac8-41e6-9bd2-d25f135fa1a6

Approvals / Certificates		
General approvals		Declarations of conformity and manufacturer's declarations
Approval	Standard	Certificate Name
CCA DEKRA Certification B.V.	EN 60947	NTR NL 7895
CSA DEKRA Certification B.V.	C22.2 No. 158	1536072
KEMA/KEUR DEKRA Certification B.V.	EN 60947	71-120777
UL UL International Germany GmbH	UL 1059	E45172
		EU-Declaration of Confor- mity WAGO GmbH & Co. KG

Approvals for marine applications		
Approval	Standard	Certificate Name
ABS American Bureau of Ship- ping	-	20-HG1941090-PDA
BV Bureau Veritas S.A.	EN 60947	07436/F0 BV
DNV GL Det Norske Veritas, Ger- manischer Lloyd	-	TAE00001V2



Downloads

Environmental Product Compliance

Compliance Search

Environmental Product Compliance 283-677

Download icon

Documentation				
Bid Text				
283-677	19.02.2019	xml	3.04 KB	Download icon
283-677	28.02.2017	doc	24.00 KB	Download icon

CAD/CAE-Data

CAD data

2D/3D Models 283-677

Download icon

CAE data

EPLAN Data Portal 283-677

Download icon

WSCAD Universe 283-677

Download icon

ZUKEN Portal 283-677


Download icon

1 Compatible Products


1.1 Required Accessories

1.1.1 End plate


1.1.1.1 End plate




Item No.: 283-350
End and intermediate plate; 2.5 mm thick; gray



Item No.: 283-352
End and intermediate plate; 2.5 mm thick; orange



Item No.: 283-351
Separator plate; 2 mm thick; oversized; gray




Item No.: 283-353
Separator plate; 2 mm thick; oversized; orange

1.2 Optional Accessories

1.2.1 Cover

1.2.1.1 Cover



Item No.: 283-400
Finger guard; touchproof cover protects unused conductor entries; yellow



1.2.2 DIN-rail

1.2.2.1 Mounting accessories



Item No.: 210-196
Aluminum carrier rail; 35 x 8.2 mm; 1.6 mm thick; 2 m long; unslotted; similar to EN 60715; silver-colored



Item No.: 210-198
Copper carrier rail; 35 x 15 mm; 2.3 mm thick; 2 m long; unslotted; according to EN 60715; copper-colored



Item No.: 210-508
Steel carrier rail; 35 x 15 mm; 1.5 mm thick; 2 m long; slotted; galvanized; similar to EN 60715; silver-colored



Item No.: 210-197
Steel carrier rail; 35 x 15 mm; 1.5 mm thick; 2 m long; slotted; similar to EN 60715; silver-colored



Item No.: 210-506
Steel carrier rail; 35 x 15 mm; 1.5 mm thick; 2 m long; unslotted; galvanized; similar to EN 60715; silver-colored



Item No.: 210-114
Steel carrier rail; 35 x 15 mm; 1.5 mm thick; 2 m long; unslotted; similar to EN 60715; silver-colored



Item No.: 210-118
Steel carrier rail; 35 x 15 mm; 2.3 mm thick; 2 m long; unslotted; according to EN 60715; silver-colored



Item No.: 210-115
Steel carrier rail; 35 x 7.5 mm; 1 mm thick; 2 m long; slotted; according to EN 60715; "Hole width 18 mm; silver-colored



Item No.: 210-112
Steel carrier rail; 35 x 7.5 mm; 1 mm thick; 2 m long; slotted; according to EN 60715; "Hole width 25 mm; silver-colored



Item No.: 210-504
Steel carrier rail; 35 x 7.5 mm; 1 mm thick; 2 m long; slotted; galvanized; according to EN 60715; silver-colored



Item No.: 210-113
Steel carrier rail; 35 x 7.5 mm; 1 mm thick; 2 m long; unslotted; according to EN 60715; silver-colored



Item No.: 210-505
Steel carrier rail; 35 x 7.5 mm; 1 mm thick; 2 m long; unslotted; galvanized; according to EN 60715; silver-colored

1.2.3 Ferrule

1.2.3.1 Ferrule



Item No.: 216-284
Ferrule; Sleeve for 1.5 mm² / AWG 16; insulated; electro-tin plated; electrolytic copper; gastight crimped; acc. to DIN 46228, Part 4/09.90; black



Item No.: 216-289
Ferrule; Sleeve for 10 mm² / AWG 8; insulated; electro-tin plated; electrolytic copper; gastight crimped; acc. to DIN 46228, Part 4/09.90; red



Item No.: 216-286
Ferrule; Sleeve for 2.5 mm² / AWG 14; insulated; electro-tin plated; electrolytic copper; gastight crimped; acc. to DIN 46228, Part 4/09.90; blue



Item No.: 216-287
Ferrule; Sleeve for 4 mm² / AWG 12; insulated; electro-tin plated; electrolytic copper; gastight crimped; acc. to DIN 46228, Part 4/09.90; gray



Item No.: 216-288
Ferrule; Sleeve for 6 mm² / AWG 10; insulated; electro-tin plated; electrolytic copper; gastight crimped; acc. to DIN 46228, Part 4/09.90; yellow

1.2.4 Installation

1.2.4.1 Cover



Item No.: 709-154
Cover; Type 2; suitable for cover carrier, type 2; 1 m long; transparent

1.2.4.2 Cover carrier



Item No.: 709-168
Cover carrier; Type 2; incl. fixing/retaining screws and knurled nut; suitable for 283 to 285 Series rail-mounted terminal blocks; suitable for 279 to 281 Series double- and triple-deck terminal blocks; suitable for 780 to 785, 775, 776 and 777 Series TOP-JOB® rail-mounted terminal blocks; suitable for 280 Series sensor and actuator terminal blocks; suitable for 282 Series disconnect/test terminal blocks for transformer circuits; gray



1.2.4.3 Mounting accessories



Item No.: 209-106
Mounting carrier; for isolated mounting on DIN 35 rails; gray



Item No.: 249-116
Screwless end stop; 6 mm wide; for DIN-rail 35 x 15 and 35 x 7.5; gray

1.2.5 Marking

1.2.5.1 Group marker carrier



Item No.: 249-105
Group marker carrier; gray

1.2.5.2 Marker



Item No.: 793-5501/000-006
WMB marking card; as card; for terminal block width 5 - 17.5 mm; stretchable 5 - 5.2 mm; plain; snap-on type; blue



Item No.: 793-5501/000-007
WMB marking card; as card; for terminal block width 5 - 17.5 mm; stretchable 5 - 5.2 mm; plain; snap-on type; gray



Item No.: 793-5501/000-023
WMB marking card; as card; for terminal block width 5 - 17.5 mm; stretchable 5 - 5.2 mm; plain; snap-on type; green



Item No.: 793-5501/000-017
WMB marking card; as card; for terminal block width 5 - 17.5 mm; stretchable 5 - 5.2 mm; plain; snap-on type; light green



Item No.: 793-5501/000-012
WMB marking card; as card; for terminal block width 5 - 17.5 mm; stretchable 5 - 5.2 mm; plain; snap-on type; orange



Item No.: 793-5501/000-005
WMB marking card; as card; for terminal block width 5 - 17.5 mm; stretchable 5 - 5.2 mm; plain; snap-on type; red



Item No.: 793-5501/000-024
WMB marking card; as card; for terminal block width 5 - 17.5 mm; stretchable 5 - 5.2 mm; plain; snap-on type; violet



Item No.: 793-5501
WMB marking card; as card; for terminal block width 5 - 17.5 mm; stretchable 5 - 5.2 mm; plain; snap-on type; white



Item No.: 793-5501/000-002
WMB marking card; as card; for terminal block width 5 - 17.5 mm; stretchable 5 - 5.2 mm; plain; snap-on type; yellow



Item No.: 793-501/000-006
WMB marking card; as card; not stretchable; plain; snap-on type; blue



Item No.: 793-501/000-007
WMB marking card; as card; not stretchable; plain; snap-on type; gray



Item No.: 793-501/000-023
WMB marking card; as card; not stretchable; plain; snap-on type; green



Item No.: 793-501/000-017
WMB marking card; as card; not stretchable; plain; snap-on type; light green



Item No.: 793-501/000-012
WMB marking card; as card; not stretchable; plain; snap-on type; orange



Item No.: 793-501/000-005
WMB marking card; as card; not stretchable; plain; snap-on type; red



Item No.: 793-501/000-024
WMB marking card; as card; not stretchable; plain; snap-on type; violet



Item No.: 793-501
WMB marking card; as card; not stretchable; plain; snap-on type; white



Item No.: 793-501/000-002
WMB marking card; as card; not stretchable; plain; snap-on type; yellow



Item No.: 2009-115/000-006
WMB-Inline; for Smart Printer; 1500 pieces on roll; stretchable 5 - 5.2 mm; plain; snap-on type; blue



Item No.: 2009-115/000-007
WMB-Inline; for Smart Printer; 1500 pieces on roll; stretchable 5 - 5.2 mm; plain; snap-on type; gray



Item No.: 2009-115/000-023
WMB-Inline; for Smart Printer; 1500 pieces on roll; stretchable 5 - 5.2 mm; plain; snap-on type; green



Item No.: 2009-115/000-017
WMB-Inline; for Smart Printer; 1500 pieces on roll; stretchable 5 - 5.2 mm; plain; snap-on type; light green



Item No.: 2009-115/000-012
WMB-Inline; for Smart Printer; 1500 pieces on roll; stretchable 5 - 5.2 mm; plain; snap-on type; orange



Item No.: 2009-115/000-024
WMB-Inline; for Smart Printer; 1500 pieces on roll; stretchable 5 - 5.2 mm; plain; snap-on type; violet



Item No.: 2009-115
WMB-Inline; for Smart Printer; 1500 pieces on roll; stretchable 5 - 5.2 mm; plain; snap-on type; white



Item No.: 2009-115/000-002
WMB-Inline; for Smart Printer; 1500 pieces on roll; stretchable 5 - 5.2 mm; plain; snap-on type; yellow

1.2.6 Protective warning marker

1.2.6.1 Cover



Item No.: 283-415
Protective warning marker; for 5 terminal blocks; with high-voltage symbol, black; yellow

1.2.7 Tool

1.2.7.1 Operating tool




Item No.: 210-721
Operating tool; Blade: 5.5 x 0.8 mm; with a partially insulated shaft; multicoloured

Installation Notes


Installation



Snapping a ground conductor block onto the DIN-rail automatically makes a direct electrical connection to the rail.



Quick assembly keys prevent reverse mounting.




Removing a terminal block from the assembly.


Conductor termination



CAGE CLAMP® connection
Inserting a conductor.




CAGE CLAMP® connection
Inserting a conductor.
With ferruled conductors, it is necessary to use a terminal block one size larger than the conductor's nominal cross-section.



CAGE CLAMP® connection
Removing a solid conductor.

Marking



Labeling via WMB Multi Marking System.