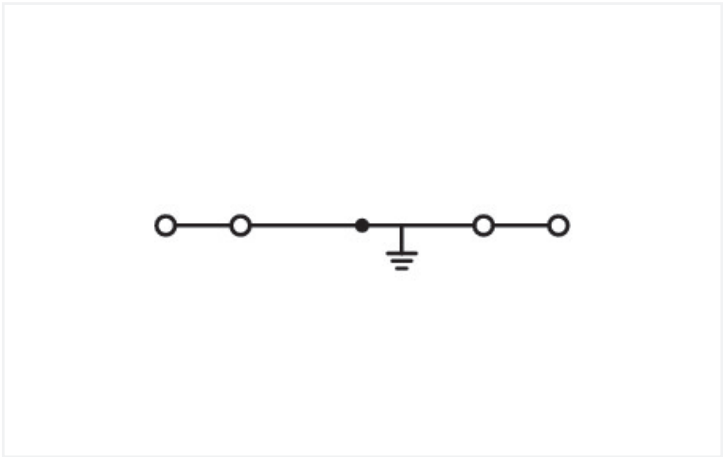


Color: ■ green-yellow



Similar to illustration

Ground terminal block, 280 Series, green-yellow

Our ground terminal block (item number 280-837) is the ideal way to connect conductors quickly and securely. Our ground terminal blocks create a direct connection between the mounting rail and the electrical conductors thanks to an integrated mounting foot. This connection ensures both electrical and mechanical stability between the conductors and the mounting adapter. Conductors should only be connected to this ground terminal block if their strip length is between 8 mm and 9 mm. This product features conductor terminals and utilizes CAGE CLAMP®. Our renowned universal connection known as CAGE CLAMP® is the industry standard for connection technology and electrical interconnections. Depending on the conductor type, this ground terminal block is designed for conductor cross sections ranging from 0.08 mm² to 2.5 mm². It comes with one level and four clamping points for connecting a single potential. The green-yellow housing is made of polyamide (PA66) for insulation. This through rail-mount terminal block is operated with an operating tool. These through rail-mount terminal blocks are mounted using DIN-35 rails.. The front-entry wiring means you can connect copper, aluminum conductors.

Electrical data

Ratings per	IEC/EN 60947-7-2		
Overvoltage category	III	III	II
Pollution degree	3	2	2
Nominal voltage	-	-	-
Rated surge voltage	-	-	-
Rated current	-	-	-



Connection data

Clamping units	4
Total number of potentials	1
Number of levels	1

Connection 1

Connection technology	CAGE CLAMP®
Actuation type	Operating tool
Connectable conductor materials	Copper Aluminum

Connectable conductor materials (note) **Terminating Aluminum Conductors**  
WAGO Spring-Clamp Terminal Blocks are suitable for solid aluminum conductors up to 4 mm²/12 AWG if WAGO "Alu-Plus" Contact Paste [249-130](#) is used for termination.

- "Alu-Plus" Contact Paste Advantages:
- Automatically destroys the oxide film during clamping.
  - Prevents fresh oxidation at the clamping point.
  - Prevents electrolytic corrosion between aluminum and copper conductors (in the same terminal block).
  - Provides long-term protection against corrosion.

Using terminal blocks with CAGE CLAMP® Spring Pressure Connection Technology, **aluminum conductors must first be cleaned with a blade** and then immediately inserted into the clamping units filled with "Alu-Plus" contact paste.

It is also possible to apply WAGO "Alu-Plus" **additionally** on the whole surface of the aluminum conductor before termination.

Please note that the nominal currents must be adapted to the reduced conductivity of the aluminum conductors::  
2.5 mm² = 16 A  
4 mm² = 22 A

Solid conductor	0.08 ... 2.5 mm² / 28 ... 12 AWG
Fine-stranded conductor	0.08 ... 2.5 mm² / 28 ... 12 AWG
Note (conductor cross-section)	12 AWG: THHN, THWN
Strip length	8 ... 9 mm / 0.31 ... 0.35 inches
Wiring direction	Front-entry wiring

Physical data

Width	5 mm / 0.197 inches
Height	75 mm / 2.953 inches
Depth from upper-edge of DIN-rail	28 mm / 1.102 inches

Mechanical data

Design	horizontal type
Mounting type	DIN-35 rail
Marking level	Center marking



Material data	
Note (material data)	<a href="#">Information on material specifications can be found here</a>
Color	green-yellow
Material group	I
Insulation material (main housing)	Polyamide (PA66)
Flammability class per UL94	V0
Fire load	0.128 MJ
Weight	12.9 g

Environmental requirements	
Processing temperature	-35 ... +85 °C
Continuous operating temperature	-60 ... +105 °C

Commercial data	
Product Group	1 (Rail Mounted Terminal Blocks)
PU (SPU)	100 pcs
Packaging type	Box
Country of origin	DE
GTIN	4045454100155
Customs tariff number	85369010000

Product classification	
UNSPSC	39121410
eCl@ss 10.0	27-14-11-41
eCl@ss 9.0	27-14-11-41
ETIM 9.0	EC000901
ETIM 8.0	EC000901
ECCN	NO US CLASSIFICATION

Environmental Product Compliance	
CAS-No.	7439-92-1
REACH Candidate List Substance	Lead
RoHS Compliance Status	Compliant, No Exemption
SCIP notification number (Austria)	837e6bb5-453d-42a3-a091-2bce9e202f31
SCIP notification number (Belgium)	6dc24749-7db7-4a67-a90d-99df01cbd910
SCIP notification number (Bulgaria)	28446658-4e03-49f1-86c5-9044166b5ca2
SCIP notification number (Czech Republic)	a6fc81cb-c306-48ab-a3a2-61d856bc5450
SCIP notification number (Denmark)	af00d988-5ad8-43a2-a0bd-2f55bf005fe3
SCIP notification number (Finland)	b838548b-27f4-432e-995d-d6f010ddc054
SCIP notification number (France)	f8624fab-28b1-4e5c-884b-281889e245b6
SCIP notification number (Germany)	6b0e7913-f1f6-4653-a250-30db25b5f00f
SCIP notification number (Hungary)	fd0a1981-92f6-4956-b0c0-4e68d5a0b824
SCIP notification number (Italy)	0a2e426f-fe6d-4c6d-9e2c-87aece3b0782
SCIP notification number (Netherlands)	a174c4d2-000e-4f7e-8a30-e51b04f3a2ef
SCIP notification number (Poland)	1b17d4fc-4891-4ede-9f5e-785666f7b66c
SCIP notification number (Romania)	1f7e99cb-0d5d-4b6b-bab1-1e3f3f7f9434
SCIP notification number (Sweden)	835a7ae4-0ed9-47ef-84bc-ec0d7a8bac18



Approvals / Certificates

General approvals



Approval	Standard	Certificate Name
CSA DEKRA Certification B.V.	C22.2	1536071
KEMA/KEUR DEKRA Certification B.V.	EN 60947	71-154769
UL UL International Germany GmbH	UL 1059	E45172

Declarations of conformity and manufacturer's declarations

ApprovalStandardCertificate Name

EU-Declaration of Confor-  
mity  
WAGO GmbH & Co. KG

UK-Declaration of Confor-  
mity  
WAGO GmbH & Co. KG

Approvals for marine applications



Approval	Standard	Certificate Name
ABS American Bureau of Ship- ping	EN 60947	20-HG1941090-PDA
BV Bureau Veritas S.A.	EN 60947	07436/F0 BV
DNV GL Det Norske Veritas, Ger- manischer Lloyd	-	TAE00001V2

Downloads

Environmental Product Compliance

Compliance Search

Environmental Product  
Compliance 280-837



Documentation

Bid Text

280-837	19.02.2019	xml 3.13 KB	
280-837	28.02.2017	doc 24.00 KB	







CAD/CAE-Data	
<div>CAD data</div> <div>2D/3D Models 280-837</div> <div>↓</div>	<div>CAE data</div> <div>EPLAN Data Portal 280-837</div> <div>↓</div>
	<div>WSCAD Universe 280-837</div> <div>↓</div>
	<div>ZUKEN Portal 280-837</div> <div>↓</div>

1 Compatible Products

1.1 Required Accessories

1.1.1 End plate

1.1.1.1 End plate

			
<div>Item No.: 280-314</div> <div>End and intermediate plate; 2.5 mm thick; gray</div>	<div>Item No.: 280-315</div> <div>End and intermediate plate; 2.5 mm thick; orange</div>	<div>Item No.: 280-334</div> <div>Separator plate; 2 mm thick; oversized; gray</div>	<div>Item No.: 280-335</div> <div>Separator plate; 2 mm thick; oversized; orange</div>

1.2 Optional Accessories

1.2.1 DIN-rail

1.2.1.1 Mounting accessories

			
<div>Item No.: 210-196</div> <div>Aluminum carrier rail; 35 x 8.2 mm; 1.6 mm thick; 2 m long; unslotted; similar to EN 60715; silver-colored</div>	<div>Item No.: 210-198</div> <div>Copper carrier rail; 35 x 15 mm; 2.3 mm thick; 2 m long; unslotted; according to EN 60715; copper-colored</div>	<div>Item No.: 210-508</div> <div>Steel carrier rail; 35 x 15 mm; 1.5 mm thick; 2 m long; slotted; galvanized; similar to EN 60715; silver-colored</div>	<div>Item No.: 210-197</div> <div>Steel carrier rail; 35 x 15 mm; 1.5 mm thick; 2 m long; slotted; similar to EN 60715; silver-colored</div>
			
<div>Item No.: 210-506</div> <div>Steel carrier rail; 35 x 15 mm; 1.5 mm thick; 2 m long; unslotted; galvanized; similar to EN 60715; silver-colored</div>	<div>Item No.: 210-114</div> <div>Steel carrier rail; 35 x 15 mm; 1.5 mm thick; 2 m long; unslotted; similar to EN 60715; silver-colored</div>	<div>Item No.: 210-118</div> <div>Steel carrier rail; 35 x 15 mm; 2.3 mm thick; 2 m long; unslotted; according to EN 60715; silver-colored</div>	<div>Item No.: 210-115</div> <div>Steel carrier rail; 35 x 7.5 mm; 1 mm thick; 2 m long; slotted; according to EN 60715; "Hole width 18 mm; silver-colored</div>
			
<div>Item No.: 210-112</div> <div>Steel carrier rail; 35 x 7.5 mm; 1 mm thick; 2 m long; slotted; according to EN 60715; "Hole width 25 mm; silver-colored</div>	<div>Item No.: 210-504</div> <div>Steel carrier rail; 35 x 7.5 mm; 1 mm thick; 2 m long; slotted; galvanized; according to EN 60715; silver-colored</div>	<div>Item No.: 210-113</div> <div>Steel carrier rail; 35 x 7.5 mm; 1 mm thick; 2 m long; unslotted; according to EN 60715; silver-colored</div>	<div>Item No.: 210-505</div> <div>Steel carrier rail; 35 x 7.5 mm; 1 mm thick; 2 m long; unslotted; galvanized; according to EN 60715; silver-colored</div>



1.2.2 Ferrule

1.2.2.1 Ferrule



**Item No.: 216-301**  
Ferrule; Sleeve for 0.25 mm² / AWG 24; insulated; electro-tin plated; yellow



**Item No.: 216-302**  
Ferrule; Sleeve for 0.34 mm² / 22 AWG; insulated; electro-tin plated; light turquoise



**Item No.: 216-201**  
Ferrule; Sleeve for 0.5 mm² / 20 AWG; insulated; electro-tin plated; electrolytic copper; acc. to DIN 46228, Part 4/09.90; white



**Item No.: 216-101**  
Ferrule; Sleeve for 0.5 mm² / AWG 22; un-insulated; electro-tin plated; silver-colored



**Item No.: 216-202**  
Ferrule; Sleeve for 0.75 mm² / 18 AWG; insulated; electro-tin plated; gray



**Item No.: 216-102**  
Ferrule; Sleeve for 0.75 mm² / AWG 20; un-insulated; electro-tin plated; silver-colored



**Item No.: 216-203**  
Ferrule; Sleeve for 1 mm² / AWG 18; insulated; electro-tin plated; red



**Item No.: 216-103**  
Ferrule; Sleeve for 1 mm² / AWG 18; un-insulated; electro-tin plated



**Item No.: 216-204**  
Ferrule; Sleeve for 1.5 mm² / AWG 16; insulated; electro-tin plated; black



**Item No.: 216-104**  
Ferrule; Sleeve for 1.5 mm² / AWG 16; un-insulated; electro-tin plated; silver-colored

1.2.3 Installation

1.2.3.1 Cover



**Item No.: 709-153**  
Cover; Type 1; suitable for cover carrier, type 1; 1 m long; transparent

1.2.3.2 Cover carrier



**Item No.: 709-167**  
Cover carrier; Type 1; incl. fixing/retaining screws and knurled nut; suitable for 279 to 282 and 880 Series rail-mounted terminal blocks; suitable for 264 Series miniature rail-mounted terminal blocks; suitable for 270 Series sensor and actuator terminal blocks; gray

1.2.3.3 Mounting accessories



**Item No.: 209-106**  
Mounting carrier; for isolated mounting on DIN 35 rails; gray



**Item No.: 249-116**  
Screwless end stop; 6 mm wide; for DIN-rail 35 x 15 and 35 x 7.5; gray



1.2.4 Insulation stop

1.2.4.1 Insulation stop



[Item No.: 280-470](#)  
Insulation stop; 0.08 - 0.2 mm² "s" (0.14 mm² "f-st"); 5 pieces/strip; white



[Item No.: 280-471](#)  
Insulation stop; 0.25 - 0.5 mm²; 5 pieces/strip; light gray



[Item No.: 280-472](#)  
Insulation stop; 0.75 - 1 mm²; 5 pieces/strip; black

1.2.5 Jumper

1.2.5.1 Jumper



[Item No.: 280-490](#)  
Jumper; 10-way; insulated; gray



[Item No.: 280-482](#)  
Jumper; 2-way; insulated; gray



[Item No.: 280-492](#)  
Jumper; 2-way; insulated; gray



[Item No.: 280-483](#)  
Jumper; 3-way; insulated; gray



[Item No.: 280-484](#)  
Jumper; 4-way; insulated; gray



[Item No.: 280-485](#)  
Jumper; 5-way; insulated; gray



[Item No.: 280-402](#)  
Jumper; insulated; gray



[Item No.: 280-409](#)  
Jumper; insulated; gray



[Item No.: 280-422](#)  
Jumper; insulated; yellow-green



[Item No.: 780-452](#)  
Staggered jumper; from 1 to 2; insulated; gray



[Item No.: 780-453](#)  
Staggered jumper; from 1 to 3; insulated; gray



[Item No.: 780-454](#)  
Staggered jumper; from 1 to 4; insulated; gray



[Item No.: 780-455](#)  
Staggered jumper; from 1 to 5; insulated; gray



[Item No.: 780-456](#)  
Staggered jumper; from 1 to 6; insulated; gray



[Item No.: 780-457](#)  
Staggered jumper; from 1 to 7; insulated; gray



[Item No.: 780-458](#)  
Staggered jumper; from 1 to 8; insulated; gray



[Item No.: 709-110](#)  
Wire commoning chain; 2.5 mm²; insulated; black



[Item No.: 709-111](#)  
Wire commoning chain; 2.5 mm²; insulated; black



[Item No.: 709-112](#)  
Wire commoning chain; 2.5 mm²; insulated; black



[Item No.: 210-103](#)  
Wire commoning chain; insulated; black



[Item No.: 210-123](#)  
Wire commoning chain; insulated; blue

1.2.6 Marking

1.2.6.1 Double marker carrier



[Item No.: 209-128](#)  
Adaptor; gray

1.2.6.2 Group marker carrier



[Item No.: 209-140](#)  
Group marker carrier; gray



[Item No.: 209-141](#)  
Group marker carrier; gray



[Item No.: 209-142](#)  
Group marker carrier; gray



[Item No.: 249-105](#)  
Group marker carrier; gray



1.2.6.3 Marker



**Item No.: 793-5501/000-006**  
WMB marking card; as card; for terminal block width 5 - 17.5 mm; stretchable 5 - 5.2 mm; plain; snap-on type; blue



**Item No.: 793-5501/000-007**  
WMB marking card; as card; for terminal block width 5 - 17.5 mm; stretchable 5 - 5.2 mm; plain; snap-on type; gray



**Item No.: 793-5501/000-023**  
WMB marking card; as card; for terminal block width 5 - 17.5 mm; stretchable 5 - 5.2 mm; plain; snap-on type; green



**Item No.: 793-5501/000-017**  
WMB marking card; as card; for terminal block width 5 - 17.5 mm; stretchable 5 - 5.2 mm; plain; snap-on type; light green



**Item No.: 793-5501/000-012**  
WMB marking card; as card; for terminal block width 5 - 17.5 mm; stretchable 5 - 5.2 mm; plain; snap-on type; orange



**Item No.: 793-5501/000-005**  
WMB marking card; as card; for terminal block width 5 - 17.5 mm; stretchable 5 - 5.2 mm; plain; snap-on type; red



**Item No.: 793-5501/000-024**  
WMB marking card; as card; for terminal block width 5 - 17.5 mm; stretchable 5 - 5.2 mm; plain; snap-on type; violet



**Item No.: 793-5501**  
WMB marking card; as card; for terminal block width 5 - 17.5 mm; stretchable 5 - 5.2 mm; plain; snap-on type; white



**Item No.: 793-5501/000-002**  
WMB marking card; as card; for terminal block width 5 - 17.5 mm; stretchable 5 - 5.2 mm; plain; snap-on type; yellow



**Item No.: 793-501/000-006**  
WMB marking card; as card; not stretchable; plain; snap-on type; blue



**Item No.: 793-501/000-007**  
WMB marking card; as card; not stretchable; plain; snap-on type; gray



**Item No.: 793-501/000-023**  
WMB marking card; as card; not stretchable; plain; snap-on type; green



**Item No.: 793-501/000-017**  
WMB marking card; as card; not stretchable; plain; snap-on type; light green



**Item No.: 793-501/000-012**  
WMB marking card; as card; not stretchable; plain; snap-on type; orange



**Item No.: 793-501/000-005**  
WMB marking card; as card; not stretchable; plain; snap-on type; red



**Item No.: 793-501/000-024**  
WMB marking card; as card; not stretchable; plain; snap-on type; violet



**Item No.: 793-501**  
WMB marking card; as card; not stretchable; plain; snap-on type; white



**Item No.: 793-501/000-002**  
WMB marking card; as card; not stretchable; plain; snap-on type; yellow



**Item No.: 2009-115/000-006**  
WMB-Inline; for Smart Printer; 1500 pieces on roll; stretchable 5 - 5.2 mm; plain; snap-on type; blue



**Item No.: 2009-115/000-007**  
WMB-Inline; for Smart Printer; 1500 pieces on roll; stretchable 5 - 5.2 mm; plain; snap-on type; gray



**Item No.: 2009-115/000-023**  
WMB-Inline; for Smart Printer; 1500 pieces on roll; stretchable 5 - 5.2 mm; plain; snap-on type; green



**Item No.: 2009-115/000-017**  
WMB-Inline; for Smart Printer; 1500 pieces on roll; stretchable 5 - 5.2 mm; plain; snap-on type; light green



**Item No.: 2009-115/000-012**  
WMB-Inline; for Smart Printer; 1500 pieces on roll; stretchable 5 - 5.2 mm; plain; snap-on type; orange



**Item No.: 2009-115/000-024**  
WMB-Inline; for Smart Printer; 1500 pieces on roll; stretchable 5 - 5.2 mm; plain; snap-on type; violet



**Item No.: 2009-115**  
WMB-Inline; for Smart Printer; 1500 pieces on roll; stretchable 5 - 5.2 mm; plain; snap-on type; white



**Item No.: 2009-115/000-002**  
WMB-Inline; for Smart Printer; 1500 pieces on roll; stretchable 5 - 5.2 mm; plain; snap-on type; yellow

1.2.7 Protective warning marker

1.2.7.1 Cover



**Item No.: 280-415**  
Protective warning marker; for 5 terminal blocks; with high-voltage symbol, black; yellow





1.2.8 Push-in type wire jumper

1.2.8.1 Jumper



**Item No.: 249-126**  
Push-in type wire jumper; 0.75 mm²; insulated; 110 mm long; black



**Item No.: 249-123**  
Push-in type wire jumper; 0.75 mm²; insulated; 180 mm long; black



**Item No.: 249-127**  
Push-in type wire jumper; 0.75 mm²; insulated; 250 mm long; black



**Item No.: 249-125**  
Push-in type wire jumper; insulated; 60 mm long; black

1.2.9 Test and measurement

1.2.9.1 Testing accessories



**Item No.: 249-107**  
B-type spacer module; modular; e.g., for bridging commoned terminal blocks; gray



**Item No.: 249-106**  
B-type test plug module; modular; 1,50 mm²; gray



**Item No.: 249-147**  
B-type test plug module; modular; 2,50 mm²; gray



**Item No.: 249-142**  
L-type end module; modular; with rigid contact pin; End module; 1,50 mm²; gray



**Item No.: 249-143**  
L-type spacer module; modular; e.g., bridging commoned terminal blocks; gray



**Item No.: 249-141**  
L-type test plug module; modular; with spring-loaded contact pin; Center module; 1,50 mm²; gray



**Item No.: 280-419**  
Spacer module; modular; bridging commoned terminal blocks; gray



**Item No.: 280-404**  
Test plug adapter; 5 mm wide; for test plug (2.3 mm Ø); suitable for 1.5 mm² - 4 mm² tbs; gray



**Item No.: 209-170**  
Test plug adapter; 8.3 mm wide; for 4 mm Ø test plugs; suitable for 1.5 mm² - 10 mm² tbs; gray



**Item No.: 280-418**  
Test plug module; modular; suitable for all WAGO 280 and 780 Series rail-mounted terminal blocks with jumper slots in the current bar; gray



**Item No.: 281-407**  
Test plug; 6 mm wide; Nominal current 24 A; for 0.08 mm² - 2.5 mm²; gray

1.2.10 Tool

1.2.10.1 Operating tool



**Item No.: 210-658**  
Operating tool; Blade: 3.5 x 0.5 mm; with a partially insulated shaft; angled; short; multicoloured



**Item No.: 210-720**  
Operating tool; Blade: 3.5 x 0.5 mm; with a partially insulated shaft; multicoloured




**Item No.: 210-657**  
Operating tool; Blade: 3.5 x 0.5 mm; with a partially insulated shaft; short; multicoloured

Installation Notes


Installation



Snapping a ground conductor block onto the DIN-rail automatically makes a direct electrical connection to the rail.



Quick assembly keys prevent reverse mounting.




Removing a terminal block from the assembly.


## Conductor termination



**CAGE CLAMP® connection**  
Inserting a conductor.



**CAGE CLAMP® connection**  
Inserting a conductor.  
With ferruled conductors, it is necessary to use a terminal block one size larger than the conductor's nominal cross-section.



**CAGE CLAMP® connection**  
Removing a solid conductor.




Inserting insulation stops.

## Commoning



Commoning ground conductor terminal blocks with through terminal blocks is possible in one direction only (via rear side of terminal block) using adjacent jumpers. WAGO recommends using yellow-green adjacent jumpers in addition to the required marking of these blocks.



Staggered jumpers are suitable for sophisticated circuit requirements. Push jumpers down until fully inserted!



### Push-In Type Wire Jumpers

When installing machines or control systems, it is often necessary to make an additional connection between two terminal blocks that are not next to each other on the rail. In such cases, WAGO's touch-proof, push-in type wire jumpers are the ideal solution.

These jumpers are compatible with the following rail-mount terminal blocks:

- 279 Series (1.5 mm<sup>2</sup>/16 AWG),
- 280/775/780 Series (2.5 mm<sup>2</sup>/14 AWG)
- 281/769/776/777/781 and 880 Series (4 mm<sup>2</sup>/12 AWG)


They are available in three conductor lengths (60, 110 and 250 mm), allowing up to 60 terminal blocks to be commoned depending on their width (see table on the right).

The 280/775/780 and 281/776/777/781 Series Terminal Blocks accept two wire jumpers, allowing the use of commoning chains. Furthermore, the 280/769/775/780/880 and 281/776/777/781 Series allow both wire jumper and adjacent jumper to be simultaneously plugged into a same terminal block.



Commoning using comb-style jumper bars:  
Push comb-style jumper bars down until fully inserted.

### Marking



### Labeling via WMB Multi Marking System.