






This item includes:

			
Item No.: 258-5005 1	Item No.: 258-5006 1	Item No.: 258-5007 1	Item No.: 2009-110 1
Thermal transfer ink ribbon; for Smart Printer; black	Roller; for Smart Printer; for marking strips, device and equipment markers, conductor and cable markers	Roller; for Smart Printer; for WMB-Inline WAGO (2009-115, -114, -113); 1 grinding device	Marking strips; for Smart Printer; on reel; not stretchable; plain; snap-on type; white
			
Item No.: 2009-115 1			



This item includes:

WMB-Inline; for Smart Printer; 1500 pieces on roll; stretchable 5 - 5.2 mm; plain; snap-on type; white

System requirements

Memory	4 GB
Supported operating systems	Windows 7 Windows 8 Windows 10 Windows 11 Linux®

Technical data

Print head	Glass layer, spring-mounted
Print resolution	300 dpi 300 dpi (12 pixels/mm)
Print speed	Max. 127 mm/s (WAGO recommends 50.8 mm/s)
Print width	47 mm
Print length (max.)	762 mm
See-through/reflective sensor	Yes, centrally mounted
Memory	8192 MB
Interfaces	USB type A, (for BT and WiFi connection), USB type B (for PC connection), RS-232, ETHERNET 10/100 Mbps
Operating voltage	100 ... 240 VAC, 50 ... 60 Hz (automatic adjustment)
Safety approvals	CE (EMC)
Operating display	Color TFT LCD with navigation button
Ink ribbon	External roll diameter: 40 mm; Internal core diameter: 12.7 mm (0.5 inch); Max. length: 110 m; Max. width: 58 mm
Ink ribbon length	360.9
Scope of delivery	Power supply + cable, 2 rollers (258-5006 + 258-5007), 1 reel holder, 1 ink ribbon (258-5005), Smart Script marking software and driver, USB cable, external unwinder, 1 empty cardboard core, 1 reel each of marking strips (2009-110) and WMB Inline markers (2009-115)

Physical data

Height	175 mm / 6.89 inches
Width	135 mm / 5.315 inches
Depth	245 mm / 9.646 inches

Material data

Weight	3840 g
Fire load	10.154 MJ

Environmental requirements

Ambient temperature (storage)	-20 ... +50 °C
Ambient temperature (operation)	+5 ... +40 °C



Commercial data		
PU (SPU)		1 pcs
Packaging type		Box
Country of origin		QU
GTIN		4066966520644
Customs tariff number		80808080888

Product classification		
UNSPSC		43212108
ETIM 9.0		EC000610
ETIM 8.0		EC000610
ECCN		NO US CLASSIFICATION

Environmental Product Compliance		
RoHS Compliance Status		Compliant,No Exemption

Approvals / Certificates

General approvals



Approval	Standard	Certificate Name
EAC GZO Almaty Standart	TP TC 004/2011,TP TC 020/2011	EAC CoC 03079
KC National Radio Research Agency	Article 58-2, Clause 3	R-R-W43-258-5101
UL Underwriters Laboratories Inc.	UL 60950-1	E482462

Declarations of conformity and manufacturer's declarations

Approval	Standard	Certificate Name
EU-Declaration of Confor- mity WAGO GmbH & Co. KG	-	-
UK-Declaration of Confor- mity WAGO GmbH & Co. KG	-	-

Approvals for hazardous areas




Approval	Standard	Certificate Name
CCC CHINA QUALITY CERT. CENTRE	-	2024010904626771












Downloads

Environmental Product Compliance

Compliance Search
Environmental Product Compliance 258-5107 

Documentation













Additional Information			
Smart Printer Zubehör-übersicht	15.04.25 03.04.2025	pdf 453.91 KB	
FAQ fault description and troubleshooting	002.07.2017 27.04.2020	pdf 81.89 KB	
Allocation roller printing material	001.12.2016 10.09.2020	pdf 139.96 KB	
Instructions external unwinder	001.12.2016 08.09.2020	pdf 1006.78 KB	
Installation guide, quick start	160122.010	pdf 5686.57 KB	
IT infrastructure requirements	002.09.2017 15.08.2019	pdf 35.70 KB	
Cutting Unit V2	1 27.04.2020	pdf 494.45 KB	
Overview software versions	1 22.02.2021	pdf 716.49 KB	
Material guidance		pdf 2294.23 KB	

1 Compatible Products

1.1 Optional Accessories

1.1.1 Accessories for marking devices

1.1.1.1 Accessories for marking devices

 Item No.: 258-5015 Carrying case; white	 Item No.: 258-5030 Cutter; for Smart Printer; for marking strips, equipment markers, conductor and cable markers; Durable; High accuracy	 Item No.: 258-5104 Power Bank; 12 ... 24 V; 20100 mAh; for WAGO Thermal Transfer Smart Printer	 Item No.: 258-5006 Roller; for Smart Printer; for marking strips, device and equipment markers, conductor and cable markers
 Item No.: 258-5011 Roller; for Smart Printer; for Micro WSB Inline roller (2009-141); 1 grinding device	 Item No.: 258-5008 Roller; for Smart Printer; for Mini-WSB Inline WAGO (2009-145); 1 grinding device	 Item No.: 258-5009 Roller; for Smart Printer; for WMB-Inline Phoenix (2009-515); 1 grinding device	 Item No.: 258-5007 Roller; for Smart Printer; for WMB-Inline WAGO (2009-115, -114, -113); 1 grinding device
 Item No.: 258-5010 Roller; for Smart Printer; for WMB-Inline Weidmüller (2009-615); 1 grinding device	 Item No.: 258-5005 Thermal transfer ink ribbon; for Smart Printer; black	 Item No.: 258-5014 Thermal transfer ink ribbon; for Smart Printer; for self-laminating labels; black	 Item No.: 258-5005/000-005 Thermal transfer ink ribbon; for Smart Printer; red



1.1.1.1 Accessories for marking devices



Item No.: 258-5005/000-008
Thermal transfer ink ribbon; for Smart Printer; white



Item No.: 258-5102
USB Adapter 5.0 with Bluetooth®; for WAGO Thermal Transfer Smart Printer



Item No.: 258-5103
WiFi USB Adapter; for WAGO Thermal Transfer Smart Printer

1.1.1.2 Storage



Item No.: 206-3010
Tool bag; empty; compatible with L-BOXX® 102; Capacity: 24 kg

1.1.2 Marking

1.1.2.1 Cable tie marker



Item No.: 211-836
Cable tie marker; for Smart Printer; for use with cable ties; 100 x 15mm; white



Item No.: 211-835
Cable tie marker; for Smart Printer; for use with cable ties; 25 x 11 mm; white



Item No.: 211-837
Cable tie marker; for Smart Printer; for use with cable ties; 44 x 10 mm; white

1.1.2.2 Label



Item No.: 210-810
Labels; for Smart Printer; 5 x 35 mm; white



Item No.: 210-808
Labels; for Smart Printer; 9.5 x 25 mm; white



Item No.: 210-813
Labels; for Smart Printer; permanent adhesive; 40 mm; 750 pieces on roll; white



Item No.: 210-814
Labels; for Smart Printer; permanent adhesive; 40 mm; 750 pieces on roll; white



Item No.: 210-805
Labels; for Smart Printer; permanent adhesive; 6 x 15 mm; 3000 pieces on roll; white



Item No.: 210-807
Labels; for Smart Printer; permanent adhesive; 8 x 20 mm; 3000 pieces on roll; white



Item No.: 210-806
Labels; for Smart Printer; permanent adhesive; 9 x 15 mm; 3000 pieces on roll; white



Item No.: 210-811
Textile labels; for Smart Printer; permanent adhesive; 7 x 20 mm; 3000 pieces on roll; white

1.1.2.3 Marker



Item No.: 211-811
Marker; for Smart Printer; for use in nozzles; Length: 12 mm; white



Item No.: 211-821
Marker; for Smart Printer; for use in nozzles; Length: 23 mm; white



Item No.: 2009-145
Mini-WSB Inline; for Smart Printer; 1700 pieces on roll; stretchable 5 - 5.2 mm; plain; snap-on type; white



Item No.: 2009-615
WMB-Inline; for Smart Printer; 1200 pieces on roll; stretchable 5 - 5.2 mm; plain; snap-on type; white



Item No.: 2009-115
WMB-Inline; for Smart Printer; 1500 pieces on roll; stretchable 5 - 5.2 mm; plain; snap-on type; white



Item No.: 2009-114
WMB-Inline; for Smart Printer; 2000 pieces on roll; stretchable 4 - 4.2 mm; plain; snap-on type; white



Item No.: 2009-113
WMB-Inline; for Smart Printer; 2300 pieces on roll; plain; snap-on type; white



Item No.: 2009-515
WMB-Inline; for Smart Printer; 900 pieces on roll; stretchable 5 - 5.2 mm; plain; snap-on type; white

1.1.2.4 Marking strip

**Item No.: 210-833**

Marking strips; 25 m on roll; 6 mm wide; plain; Self-adhesive; white

**Item No.: 2009-110**

Marking strips; for Smart Printer; on reel; not stretchable; plain; snap-on type; white

**Item No.: 2009-110/020-002**

Marking strips; for Smart Printer; on reel; not stretchable; plain; snap-on type; yellow

**Item No.: 210-871**

Marking strips; for Smart Printer; permanent adhesive; 10 mm; silver-colored

**Item No.: 210-870**

Marking strips; for Smart Printer; permanent adhesive; 10 mm; white

**Item No.: 210-880**

Marking strips; for Smart Printer; permanent adhesive; 12.7 mm; white

**Item No.: 210-702**

Marking strips; for Smart Printer; permanent adhesive; 15 mm; 50 m on roll; white

**Item No.: 210-873**

Marking strips; for Smart Printer; permanent adhesive; 20 mm; silver-colored

**Item No.: 210-872**

Marking strips; for Smart Printer; permanent adhesive; 20 mm; white

**Item No.: 210-882**

Marking strips; for Smart Printer; permanent adhesive; 22.6 mm; white

**Item No.: 210-875**

Marking strips; for Smart Printer; permanent adhesive; 30 mm; silver-colored

**Item No.: 210-874**

Marking strips; for Smart Printer; permanent adhesive; 30 mm; white

**Item No.: 210-877**

Marking strips; for Smart Printer; permanent adhesive; 46 mm; silver-colored

**Item No.: 210-876**

Marking strips; for Smart Printer; permanent adhesive; 46 mm; white

**Item No.: 210-831**

Marking strips; on reel; 2.3 mm wide; plain; Self-adhesive; white

**Item No.: 210-832**

Marking strips; on reel; 3 mm wide; plain; Self-adhesive; white

**Item No.: 210-834**

Marking strips; on reel; 5 mm wide; plain; Self-adhesive; white

**Item No.: 709-178**

Marking strips; on reel; 7.5 mm wide; not stretchable; plain; snap-on type; white

**Item No.: 757-901/000-050**

Marking strips; on reel; not stretchable; plain; snap-on type

1.1.2.5 Push-button label

**Item No.: 210-847**

Push-button marker; 22 x 22 mm; silver-colored

**Item No.: 210-858**

Push-button marker; 22 x 22 mm; silver-colored

**Item No.: 210-850**

Push-button marker; 26.5 x 18 mm; silver-colored

**Item No.: 210-855**

Push-button marker; 27 x 18 mm; silver-colored

**Item No.: 210-852**

Push-button marker; 27 x 19 mm; silver-colored

**Item No.: 210-848**

Push-button marker; 27 x 27 mm; silver-colored

**Item No.: 210-854**

Push-button marker; 28 x 28 mm; silver-colored

**Item No.: 210-842**

Push-button marker; for frames, to be snapped in or glued in place; 27 x 12.5 mm; silver-colored

**Item No.: 210-836**

Push-button marker; for frames, to be snapped in or glued in place; 27 x 17.5 mm; silver-colored

**Item No.: 210-840**

Push-button marker; for frames, to be snapped in or glued in place; 27 x 27 mm; silver-colored

1.1.2.6 Self-laminating label

**Item No.: 211-856**

Self-laminating labels; for Smart Printer; 13 x 22 mm; white

**Item No.: 211-857**

Self-laminating labels; for Smart Printer; 18 x 44 mm; white

**Item No.: 211-855**

Self-laminating labels; for Smart Printer; 9 x 18 mm; white



1.1.2.7 Shrink tube



Item No.: 211-505
Shrink tube; for Smart Printer; Unshrunk diameter: 12.7 mm; white



Item No.: 211-506
Shrink tube; for Smart Printer; Unshrunk diameter: 19.0 mm; white



Item No.: 211-500
Shrink tube; for Smart Printer; Unshrunk diameter: 2.4 mm; white



Item No.: 211-501
Shrink tube; for Smart Printer; Unshrunk diameter: 3.2 mm; white



Item No.: 211-502
Shrink tube; for Smart Printer; Unshrunk diameter: 4.8 mm; white



Item No.: 211-503
Shrink tube; for Smart Printer; Unshrunk diameter: 6.4 mm; white



Item No.: 211-504
Shrink tube; for Smart Printer; Unshrunk diameter: 9.5 mm; white

1.1.2.8 Type labels



Item No.: 210-812
Type labels; 50 x 25 mm; silver-colored



Item No.: 210-802
Type labels; 70 x 33 mm; silver-colored



Item No.: 210-801
Type labels; 70 x 33 mm; white



Item No.: 210-804
Type labels; 99 x 44 mm; silver-colored



Item No.: 210-803
Type labels; 99 x 44 mm; white

1.1.2.9 Wire marker for thread-on mounting



Item No.: 211-863
Conductor markers for thread-on mounting; for Smart Printer; 10 x 17 mm; white



Item No.: 211-861
Conductor markers for thread-on mounting; for Smart Printer; 5 x 10.5 mm; white



Item No.: 211-862
Conductor markers for thread-on mounting; for Smart Printer; 7 x 10.5 mm; white

Installation Notes

Application



Open Smart Printer.



Smart Printer is open.



Secure the appropriate roller in the printer.



Insert the entire core of the ink ribbon at the bottom.



Insert the empty core at the top and twist until the empty core has been completely wrapped.



Close Smart Printer.



Use the tear-off edge to remove the printed material.

Application



Loosen the center bar, loosen the wing and place material on the bar.

Secure the second wing on the center bar, resecure the bar in the housing and loosely attach guide rails to the material.

Application




Secure the material on the external unwinder.

Route material through the printer.

Guide the marker strip over the roller.

Loosely fit guide rails to the material.



Place unwinder and material centrally behind the printer.



External unwinder with sample material (item number 2009-110)

External unwinder with sample material (item number 2009-115)

Set of external unwinder

External unwinder (item number 258-5017)



Wing plates for external unwinder (item no. 258-5019)

Spindle for external unwinder (item number 258-5018)

Application



Secure Bluetooth® (item number 258-5102) or WiFi Dongle (item number 258-5103) in the USB-A interface.

Download WAGO marking software and couple it to the desired printer in the print preview.

Optional use: Power bank 24 V (item number 258-5104)

Subject to changes. Please also observe the further product documentation!

Current addresses can be found at: www.wago.com