


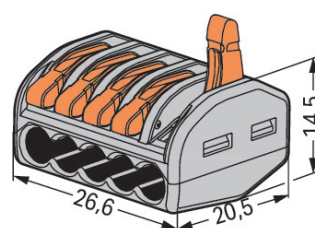
Data Sheet | Item Number: 222-415

Splicing connector with levers; for all conductor types; max. 4 mm²; 5-conductor;
gray housing; Surrounding air temperature: max 40°C; 2,50 mm²; gray

<https://www.wago.com/222-415>



Color: ■ gray



Dimensions in mm

Splicing connector with levers, 222 Series, lever

Seamless electrical installations are guaranteed with splicing connector with levers (item number 222-415). From wiring intercom systems to installing electrical ovens, connecting different conductor types is quick and hassle-free with WAGO's compact 222 Series splicing connector, which allows you to quickly and safely connect different types of conductors. Rated current and voltage are key factors to consider when selecting a splicing connector, as they determine the product's suitability for different applications. This product has a rated voltage of 400 V and a rated current of 32 A, making it suitable for high-load applications. Conductors can only be connected to splicing connector with levers if their strip length is between 9 mm and 10 mm. This product features conductor terminals and utilizes CAGE CLAMP®. Our CAGE CLAMP® connection provides a safe and maintenance-free way to connect all types of conductors. You do not need to prepare the conductor in any way, such as crimping ferrules. The dimensions are 26.6 x 14.5 x 20.5 mm (width x height x depth). Splicing connector with levers is suitable for conductor cross sections ranging from 0.08 mm² to 2.5 mm².



Notes	
General safety instructions	NOTICE: Observe installation and safety instructions! <ul style="list-style-type: none">• Only to be used by electricians!• Do not work under voltage/load!• Use only for proper use!• Observe national regulations/standards/guidelines!• Observe technical specifications for the products!• Observe the number of permissible potentials!• Do not use damaged/dirty components!• Observe conductor types, cross-sections and strip lengths!• Insert conductor until it hits the product's backstop!• Use original accessories! To be sold only with installation instructions!
Safety Information	in grounded power lines

Electrical data			
Ratings per		EN 60664	
Overvoltage category	III	III	II
Pollution degree	3	2	2
Nominal voltage	-	-	400 V
Rated surge voltage	-	-	4 kV
Rated current	-	-	32 A

Connection data																				
Clamping units	5	<div>Connection 1</div> <table><tr><td>Connection technology</td><td>CAGE CLAMP®</td></tr><tr><td>Actuation type</td><td>Lever</td></tr><tr><td>Note (actuation)</td><td>Due to the high spring force and resulting difficulty in connecting maximum conductor sizes, the levers of the 222 Series should not be left open for extended periods.</td></tr><tr><td>Connectable conductor materials</td><td>Copper Aluminum</td></tr><tr><td>Solid conductor</td><td>0.08 ... 2.5 mm² / 28 ... 12 AWG</td></tr><tr><td>Stranded conductor</td><td>0.08 ... 2.5 mm² / 28 ... 12 AWG</td></tr><tr><td>Fine-stranded conductor</td><td>0.08 ... 4 mm² / 28 ... 12 AWG</td></tr><tr><td>Strip length</td><td>9 ... 10 mm / 0.35 ... 0.39 inches</td></tr><tr><td>Wiring direction</td><td>Side-entry wiring</td></tr></table>	Connection technology	CAGE CLAMP®	Actuation type	Lever	Note (actuation)	Due to the high spring force and resulting difficulty in connecting maximum conductor sizes, the levers of the 222 Series should not be left open for extended periods.	Connectable conductor materials	Copper Aluminum	Solid conductor	0.08 ... 2.5 mm² / 28 ... 12 AWG	Stranded conductor	0.08 ... 2.5 mm² / 28 ... 12 AWG	Fine-stranded conductor	0.08 ... 4 mm² / 28 ... 12 AWG	Strip length	9 ... 10 mm / 0.35 ... 0.39 inches	Wiring direction	Side-entry wiring
Connection technology	CAGE CLAMP®																			
Actuation type	Lever																			
Note (actuation)	Due to the high spring force and resulting difficulty in connecting maximum conductor sizes, the levers of the 222 Series should not be left open for extended periods.																			
Connectable conductor materials	Copper Aluminum																			
Solid conductor	0.08 ... 2.5 mm² / 28 ... 12 AWG																			
Stranded conductor	0.08 ... 2.5 mm² / 28 ... 12 AWG																			
Fine-stranded conductor	0.08 ... 4 mm² / 28 ... 12 AWG																			
Strip length	9 ... 10 mm / 0.35 ... 0.39 inches																			
Wiring direction	Side-entry wiring																			
Total number of potentials	1																			

Physical data	
Width	26.6 mm / 1.047 inches
Height	14.5 mm / 0.571 inches
Depth	20.5 mm / 0.807 inches



Material data	
Note (material data)	Information on material specifications can be found here
Color	gray
Flammability class per UL94	V0
Fire load	0.129 MJ
Actuator color	orange
Weight	6.6 g




Environmental requirements	
Ambient temperature (operation)	+40 °C
Continuous operating temperature	85 °C

Commercial data	
Product Group	7 (Push Wire Conn.)
PU (SPU)	400 (40) pcs
Packaging type	Box
Country of origin	DE
GTIN	4044918464956
Customs tariff number	85369010000

Product classification	
UNSPSC	39121409
eCl@ss 10.0	27-14-11-04
eCl@ss 9.0	27-14-11-04
ETIM 9.0	EC000446
ETIM 8.0	EC000446
ECCN	NO US CLASSIFICATION

Environmental Product Compliance	
RoHS Compliance Status	Compliant,No Exemption

Approvals / Certificates

General approvals			Declarations of conformity and manufacturer's declarations		
  					
Approval	Standard	Certificate Name	Approval	Standard	Certificate Name
ENEC 15 UL International Demko A/ S	EN 60998	ENEC-01360	EU-Declaration of Confor- mity WAGO GmbH & Co. KG	-	-
UL_Listed_64KA UL International Germany GmbH	UL 467	E201573	UK-Declaration of Confor- mity WAGO GmbH & Co. KG	-	-
UL UL International Germany GmbH	UL 486C	E69654			



Approvals for marine applications



Approval	Standard	Certificate Name
ABS American Bureau of Ship- ping	-	18-HG1755093-PDA
DNV GL Det Norske Veritas, Ger- manischer Lloyd	EN 60998	TAE000015T
LR Lloyds Register	EN 60998	LR22207029TA

Downloads

Environmental Product Compliance

Compliance Search
Environmental Product Compliance 222-415



Documentation

Bid Text			
222-415	19.02.2019	xml 3.38 KB	
222-415	23.01.2019	docx 15.39 KB	

CAD/CAE-Data

CAD data
2D/3D Models 222-415



CAE data
EPLAN Data Portal 222-415
WSCAD Universe 222-415
ZUKEN Portal 222-415



1 Compatible Products

1.1 Optional Accessories

1.1.1 Mounting adapter


1.1.1.1 Mounting accessories




Item No.: 222-500
Mounting carrier; 222 Series; for DIN-35 rail mounting/screw mounting; orange

Installation Notes


Conductor termination



Strip conductor to 9 ... 10 mm (0.35 ... 0.39 inch).



Termination: Lift the lever to open the clamping unit and insert a stripped conductor.




Then, lower the lever to close the clamp.

Testing



Testing via Profi-LED+ voltage tester (206-806).


Application




Wiring fine-stranded conductors in junction boxes.



Custom low-voltage lighting system



Connecting pre-wired and pre-fabricated components (e.g., in mobile homes).



Lighting fixture connection with fine-stranded wires and power feed

**Compact, lever-operated splicing connectors:**

They connect up to five stripped, fine-stranded conductors from 0.08 to 4 mm² (28 ... 12 AWG), as well as solid or stranded conductors from up to 2.5 mm² (12 AWG) – without tools!

How they work:

Pull up one of the orange operating levers to open the clamping unit so that the lever engages and keeps the clamp in its open position. Then insert the conductor and push the lever back down, flush with the connector housing.

Safety:

The lever's specially designed rest position reliably prevents accidental unclamping of a connected conductor. Application safety, for any type of conductor (solid, stranded, fine-stranded), is confirmed by approvals like ENEC or UL.

ENEC is the European mark for electrical products that demonstrates compliance with European safety standards. The ENEC mark is subjected to the same EN standards as the VDE mark.

While the VDE mark is only permitted in Germany, the ENEC mark is accepted in more than 20 European countries.