



Color: ■ red      Similar to illustration

Electrical data

Ratings per IEC/EN		Ex information	
Nominal voltage (III/3)	800 V	Rated current (Ex e II)	20 A
Rated current	25 A		

Physical data

Width	50.4 mm / 1.984 inches
Height	4.1 mm / 0.161 inches
Depth	19 mm / 0.748 inches
Jumper assignment	1-2-3-4-5-6-7-8-9-10

Material data

Note (material data)		<a href="#">Information on material specifications can be found here</a>
Color	red	
Fire load	0.036 MJ	
Weight	4.9 g	

Environmental requirements

Environmental Testing (Environmental Conditions)		Environmental Testing (Environmental Conditions)	
Test specification	DIN EN 50155 (VDE 0115-200):2022-06	Acceleration	0.101g (highest test level used for all axes) 0.572g (highest test level used for all axes) 5g (highest test level used for all axes)
Railway applications – Rolling stock – Electronic equipment		Test duration per axis	10 min. 5 h
Test procedure	DIN EN 61373 (VDE 0115-0106):2011-04	Test directions	X, Y and Z axes X, Y and Z axes X, Y and Z axes
Railway applications – Rolling stock equipment – Shock and vibration tests		Monitoring for contact faults/interruptions	Passed
Spectrum/Installation location	Service life test, Category 1, Class A/B	Voltage drop measurement before and after each axis	Passed
Function test with noise-like vibration	Test passed according to Section 8 of the standard	Simulated service life test through increased levels of noise-like vibration	Test passed according to Section 9 of the standard
Frequency	f <sub>1</sub> = 5 Hz to f <sub>2</sub> = 150 Hz f <sub>1</sub> = 5 Hz to f <sub>2</sub> = 150 Hz		



Environmental Testing (Environmental Conditions)

Extended test scope: Monitoring for contact faults/interruptions	Passed Passed
Extended test scope: Voltage drop measurement before and after each axis	Passed Passed
Shock test	Test passed according to Section 10 of the standard
Shock form	Half sine
Shock duration	30 ms
Number of shocks per axis	3 pos. und 3 neg.
Vibration and shock stress for rolling stock equipment	Passed

Commercial data

PU (SPU)	25 pcs
Packaging type	Bag
Country of origin	DE
GTIN	4055143690508
Customs tariff number	85366990990

Product classification

UNSPSC	39121421
eCl@ss 10.0	27-14-11-40
eCl@ss 9.0	27-14-11-40
ETIM 9.0	EC000489
ETIM 8.0	EC000489
ECCN	NO US CLASSIFICATION

Environmental Product Compliance

RoHS Compliance Status	Compliant,No Exemption
------------------------	------------------------

Approvals / Certificates

Declarations of conformity and manufacturer's declarations



Approval	Standard	Certificate Name
Railway WAGO GmbH & Co. KG	-	Railway Ready

Downloads

Environmental Product Compliance

Compliance Search			
Environmental Product Compliance			↓
2002-410/000-005			

Documentation

Bid Text			
2002-410/000-005	19.02.2019	xml 2.52 KB	↓
2002-410/000-005	27.04.2017	doc 23.50 KB	↓


CAD/CAE-Data

CAD data	
2D/3D Models	↓
2002-410/000-005	


CAE data	
EPLAN Data Portal	↓
2002-410/000-005	
WSCAD Universe	↓
2002-410/000-005	
ZUKEN Portal	↓
2002-410/000-005	

Installation Notes

Commoning




Insert push-in type jumper bar and push down until it hits backstop.



**Removing a push-in type jumper bar:**  
Insert the operating tool between the jumper and partition wall of the dual jumper slots, then lift up the jumper.  
Place the operating tool in the center of jumpers for up to five contacts (see above), or alternately on both sides for jumpers with more than five contacts.

Commoning




Custom jumpers are created by breaking and removing jumper contacts (2000, 2001, 2002, 2004 Series).



Marking with a felt-tip pen.

Commoning




For example, colored push-in type jumper bars are used with sensor terminal blocks.


Commoning




Stepping down via push-in type jumper bar.



**Stepping down via push-in type jumper bar:**  
Commoning via closed terminal side with end plate allows jumpering over two cross-section sizes, e.g., from 16 mm² (6 AWG) to 6 mm² (10 AWG) or from 6 mm² (10 AWG) to 2.5 mm² (14 AWG) (see illustration above).



**Stepping down via push-in type jumper bar:**  
Commoning via open terminal side with end plate allows jumpering over two cross-section sizes for 16 mm² (6 AWG) and 10 mm² (8 AWG) and one cross-section size for 6/4/2.5 mm² (10/12/14 AWG). An example: from 16 mm² (6 AWG) to 6 mm² (10 AWG) (see illustration above) or from 10 mm² (8 AWG) to 4 mm² (12 AWG).



**Note:**  
The total current of the outgoing circuits must not exceed the nominal current of the step-down jumper/push-in type jumper bar.