

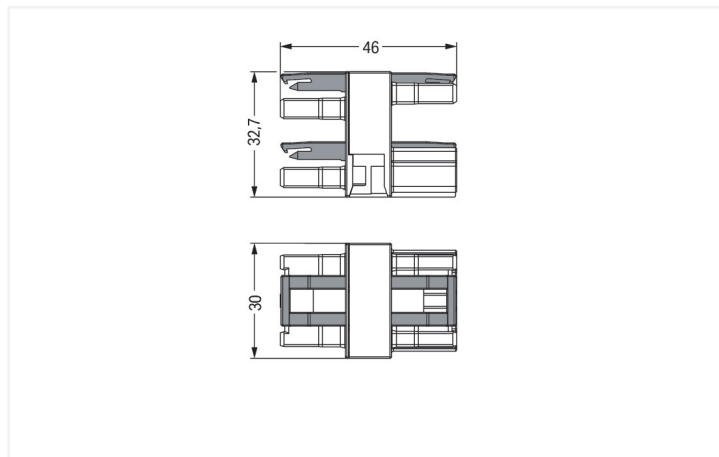
Data Sheet | Item Number: 770-607

3-way distribution connector; 3-pole; Cod. A; 1 input; 3 outputs; black

<https://www.wago.com/770-607>



Color: ■ black



Dimensions in mm

Distribution connector *WINSTA*® MIDI with protection type IP20

The *WINSTA*® MIDI distribution connector with locking latch supports rapid, correct installation. Our pluggable installation connectors with spring pressure connection technology function without screw connections. They allow resource-efficient, error-free installation in numerous applications. The color coding and mechanical coding of the pluggable installation connector ensure error-free installation of the individual components – including protection against mismatching. The pluggable installation connector offers protection against contact with live components in accordance with protection type IP20 (When mated: IP2xC (These compact connectors are not designed for use in open, easily accessible areas!)). The *WINSTA*® MIDI pluggable installation connector with A coding in white or black is usually used for general mains applications in power distribution. This pluggable installation connector can be used for a voltage load of up to 25 A. Thus, it can also be used for high power loads. The *WINSTA*® MIDI Pluggable Connection System with Push-in CAGE CLAMP® spring pressure connection technology facilitates precise electrification. Thanks to the included test slot, connections can be checked even when they are plugged in. This saves time, labor, and money.

Lower costs through fast commissioning and elimination of service expenses – solutions from *WINSTA*® MIDI

The *WINSTA*® Pluggable Connection System is perfectly tailored to the strict requirements of building installation. It makes electrical installation pluggable, and consequently more efficient, even more reliable, and error-free. Using this pre-assembled system reduces time spent on assembly and errors during installation at the construction site. Now you can also lower installation costs without compromising safety and quality: with protection type IP20 eliminates the need for servicing and prevents unnecessary downtime.

- protection against mismatching eliminates errors
- pre-assembled versions
- with A coding for use in many general mains applications
- flexible installation to save space
- quick replacement of defective units during ongoing operation

Electrical data

Ratings per	IEC/EN 60664-1		
Overvoltage category	III	III	II
Pollution degree	3	2	2
Nominal voltage	250 V	-	-
Rated surge voltage	4 kV	-	-
Rated current	25 A	-	-

Approvals per	UL 1977
Rated voltage	600 V
Rated current	23 A

General information

Note on contact resistance	approx. 1 mΩ of contact resistance approx. 0.25 mΩ contact transition plug/ socket
----------------------------	--

Connection data

Total number of potentials	3	Connection 1	
PE function	Preceding PE contact	Pole number	3

Physical data

Pin spacing	10 mm / 0.394 inches
Width	30 mm / 1.181 inches
Height	32.7 mm / 1.287 inches
Depth	46 mm / 1.811 inches

Mechanical data

Application	General mains applications
Coding	A
Marking	L N
Potential marking	L N
Mating force of a plug-in connection	Approx. 20 ... 70 N (depending on pole number)
Retention force of a plug-in connection	When locked: > 80 N
Unmating force of a plug-in connection	Unlocked: approx. 20 ... 70 N (depending on pole number)
Number of mating cycles	200, without resistive load
Type of distribution box	Distribution connector, 3-way
Protection type	IP20; When mated: IP2xC (These compact connectors are not designed for use in open, easily accessible areas!)

Plug-in connection

Mismating protection	Yes
Note on mismating protection	All <i>WINSTA</i> ® components are 100% protected against mismating when: a.) plugging different numbers of poles b.) plugging while rotated 180 c.) plugging while laterally staggered d.) plugging one pole
Locking lever	Yes
Locking of plug-in connection	Locking lever
Note on locking system	All connectors for mounted installations (snap-in versions for lighting fixtures or devices, all types of PCB and distribution connectors) are factory-equipped with locking levers to ensure plugs and sockets are securely locked. Additional locking levers are only required for flying leads (plug/socket).
Number of locking levers	4

Material data

Note (material data)	Information on material specifications can be found here
Color	black
Insulation material	Polyamide (PA66)
Flammability class per UL94	V0
Contact material	Copper or copper alloy; surface-treated
Contact plating	Tin
Fire load	0.613 MJ
Weight	25.1 g

Environmental requirements

Processing temperature	-5 ... +40 °C
Continuous operating temperature	-35 ... +85 °C
Note on continuous operating temperature	Insulating parts for temperatures ≤ 105 °C

Commercial data

eCl@ss 10.0	27-44-06-03
eCl@ss 9.0	27-44-06-03
ETIM 8.0	EC002567
ETIM 7.0	EC002567
PU (SPU)	50 pcs
Packaging type	Box
Country of origin	DE
GTIN	4045454251352
Customs tariff number	85366990990

Environmental Product Compliance

RoHS Compliance Status	Compliant, No Exemption
------------------------	-------------------------

Approvals / Certificates

General approvals



Approval	Standard	Certificate Name
CCA DEKRA Certification B.V.	EN 61535	71-123228
CCA DEKRA Certification B.V.	IEC 61535	NL -84761
cURus Underwriters Laboratories Inc.	UL 1977	E45171
cURus Underwriters Laboratories Inc.	UL 1059	E 45172

Declarations of conformity and manufacturer's declarations

Approval	Standard	Certificate Name
EU-Declaration of Confor- mity WAGO GmbH & Co. KG	-	-

Approvals for marine applications



Approval	Standard	Certificate Name
ABS American Bureau of Ship- ping	-	19-HG1868589-PDA
DNV GL Det Norske Veritas, Ger- manischer Lloyd	-	TAE00001Z6
LR Lloyds Register	IEC 61984	LR22429487TA

Downloads

Environmental Product Compliance

Compliance Search	
Environmental Product Compliance 770-607	↓

Documentation

Bid Text			
770-607	19.02.2019	xml 2.72 KB	↓
770-607	12.03.2015	doc 22.50 KB	↓
ausschreiben.de 770-607			↓

CAD/CAE-Data

CAD data	
2D/3D Models 770-607	↓

CAE data	
EPLAN Data Portal 770-607	↓
WSCAD Universe 770-607	↓
ZUKEN Portal 770-607	↓

1 Compatible Products

1.1 System counterpart

1.1.1 Cable assembly



Item No.: 771-9993/206-101
pre-assembled connecting cable; Eca; Plug/open-ended; 3-pole; Cod. A; H05VV-F 3G 1.5 mm²; 1 m; 1,50 mm²; black



Item No.: 771-9993/106-101
pre-assembled connecting cable; Eca; Socket/open-ended; 3-pole; Cod. A; H05VV-F 3G 1.5 mm²; 1 m; 1,50 mm²; black



Item No.: 771-9993/006-101
pre-assembled interconnecting cable; Eca; Socket/plug; 3-pole; Cod. A; H05VV-F 3G 1.5 mm²; 1 m; 1,50 mm²; black

1.1.2 Female connector/socket



Item No.: 770-203
Socket; 3-pole; Cod. A; 4,00 mm²; black



Item No.: 770-103
Socket; with strain relief housing; 3-pole; Cod. A; 4,00 mm²; black



Item No.: 770-203/035-000
Socket; with strain relief housing; 3-pole; Cod. A; 4,00 mm²; black

1.1.3 Male connector/plug



Item No.: 770-213

Plug; 3-pole; Cod. A; 4,00 mm²; black

Item No.: 770-113

Plug; with strain relief housing; 3-pole; Cod. A; 4,00 mm²; black

Item No.: 770-213/035-000

Plug; with strain relief housing; 3-pole; Cod. A; 4,00 mm²; black

1.2 Optional Accessories

1.2.1 Cover

1.2.1.1 Cover



Item No.: 770-201

Lockout cap; 12-pole, separable; for sockets; Plastic; black

Item No.: 770-221

Lockout cap; 12-pole, separable; for sockets; Plastic; white

Item No.: 770-360

Lockout cap; for plugs; 5-pole; separable; yellow

1.2.2 Installation

1.2.2.1 Mounting accessories



Item No.: 770-623


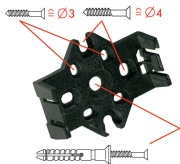
Mounting plate; 3-pole; for distribution connectors; Plastic; black

Item No.: 770-673

Mounting plate; 3-pole; for distribution connectors; Plastic; white

Installation Notes

Installation



Mounting plates can be secured using commercially available screws or nail-drive anchors.

The distribution connectors snap together when attached to the mounting plate.

To release the distribution connector, unlock the latch using a screwdriver.

All distribution connector connections are locked and protected against accidental disconnection directly after mating. Locking of any connection is released using a screwdriver, even if all connections are used.