

Product datasheet

Specifications



Miniature plug-in relay, 10 A, 3 CO, 12 V DC

Local distributor code:

389837570

RXM3AB1JD

EAN Code: 3389119403603

Main

| | |
|-------------------------------|----------------------------------|
| Range Of Product | Harmony Electromechanical Relays |
| Series Name | Miniature |
| Product Or Component Type | Plug-in relay |
| Device Short Name | RXM |
| Contacts Type And Composition | 3 C/O |
| [Uc] Control Circuit Voltage | 12 V DC |
| Status Led | Without |
| Control Type | Lockable test button |
| Utilisation Coefficient | 20 % |

Complementary

| | |
|--|---|
| Shape Of Pin | Flat |
| [Ui] Rated Insulation Voltage | 250 V conforming to IEC 300 V conforming to CSA 300 V conforming to UL |
| [Uimp] Rated Impulse Withstand Voltage | 4 kV during 1.2/50 μ s |
| Contacts Material | AgNi |
| [Ie] Rated Operational Current | 10 A at 28 V (DC) NO conforming to IEC 10 A at 250 V (AC) NO conforming to IEC 5 A at 28 V (DC) NC conforming to IEC 5 A at 250 V (AC) NC conforming to IEC 10 A at 30 V (DC) conforming to UL 10 A at 277 V (AC) conforming to UL |
| Continuous Output Current | 6.7 A |
| Maximum Switching Voltage | 250 V conforming to IEC |
| Resistive Rated Load | 10 A at 250 V AC 10 A at 28 V DC |
| Maximum Switching Capacity | 2500 VA/280 W |
| Minimum Switching Capacity | 170 mW at 10 mA, 17 V |
| Operating Rate | \leq 1200 cycles/hour under load \leq 18000 cycles/hour no-load |
| Mechanical Durability | 10000000 cycles |
| Electrical Durability | 100000 cycles for resistive load |
| Average Coil Consumption | 0.9 W |
| Drop-Out Voltage Threshold | \geq 0.1 U _c |

| | |
|---|---------------------------|
| Operate Time | 20 ms |
| Release Time | 20 ms |
| Average Coil Resistance | 160 Ohm at 20 °C +/- 10 % |
| Rated Operational Voltage Limits | 9.6...13.2 V DC |
| Safety Reliability Data | B10d = 100000 |
| Protection Category | RT I |
| Test Levels | Level A group mounting |
| Operating Position | Any position |
| Cad Overall Height | 79 mm |
| Cad Overall Depth | 78.45 mm |
| Net Weight | 0.037 kg |
| Device Presentation | Complete product |

Environment

| | |
|--|---|
| Dielectric Strength | 1300 V AC between contacts with micro disconnection 2000 V AC between coil and contact 2000 V AC between poles |
| Product Certifications | UL Lloyd's CE CSA GOST IECEE CB Scheme |
| Standards | IEC 61810-1 CSA C22.2 No 14 UL 508 |
| Ambient Air Temperature For Storage | -40...85 °C |
| Ambient Air Temperature For Operation | -40...55 °C |
| Vibration Resistance | 3 gn, amplitude = +/- 1 mm (f = 10...150 Hz)5 cycles in operation 5 gn, amplitude = +/- 1 mm (f = 10...150 Hz)5 cycles not operating |
| Ip Degree Of Protection | IP40 conforming to IEC 60529 |
| Shock Resistance | 10 gn for in operation 30 gn for not operating |
| Pollution Degree | 2 |

Packing Units

| | |
|-------------------------------------|---------|
| Unit Type Of Package 1 | PCE |
| Number Of Units In Package 1 | 1 |
| Package 1 Height | 4.1 cm |
| Package 1 Width | 2.1 cm |
| Package 1 Length | 2.8 cm |
| Package 1 Weight | 39 g |
| Unit Type Of Package 2 | BB1 |
| Number Of Units In Package 2 | 10 |
| Package 2 Height | 3.1 cm |
| Package 2 Width | 10.3 cm |

| | |
|------------------------------|---------|
| Package 2 Length | 12.5 cm |
| Package 2 Weight | 400 g |
| Unit Type Of Package 3 | S01 |
| Number Of Units In Package 3 | 120 |
| Package 3 Height | 15 cm |
| Package 3 Width | 15 cm |
| Package 3 Length | 40 cm |
| Package 3 Weight | 5.06 kg |

Contractual warranty

| | |
|----------|-----------|
| Warranty | 18 months |
|----------|-----------|

Sustainability

Green Premium™ label is Schneider Electric's commitment to delivering products with best-in-class environmental performance. Green Premium promises compliance with the latest regulations, transparency on environmental impacts, as well as circular and low-CO₂ products.

Guide to assessing product sustainability is a white paper that clarifies global eco-label standards and how to interpret environmental declarations.

[Learn more about Green Premium >](#)

[Guide to assess a product's sustainability >](#)



Transparency RoHS/REACH

Well-being performance

Reach Free Of Svhc

Rohs Exemption Information Yes

Certifications & Standards

Reach Regulation

[REACH Declaration](#)

Eu Rohs Directive

Pro-active compliance (Product out of EU RoHS legal scope)

[EU RoHS Declaration](#)

China Rohs Regulation

[China RoHS declaration](#)

Environmental Disclosure

[Product Environmental Profile](#)

Weee

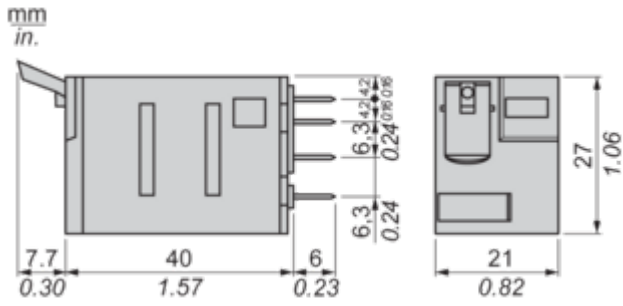
The product must be disposed on European Union markets following specific waste collection and never end up in rubbish bins

Circularity Profile

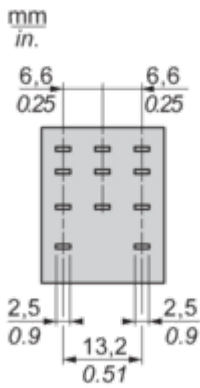
[End of Life Information](#)

Dimensions Drawings

Dimensions

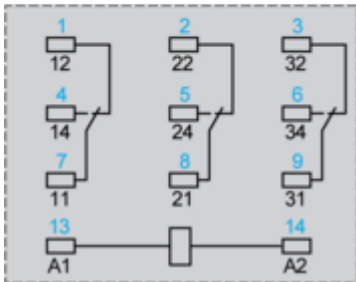
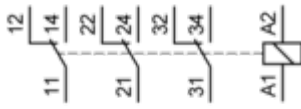


Pin Side View



Connections and Schema

Wiring Diagram



Symbols shown in blue correspond to Nema marking.

Performance Curves

Electrical Durability of Contacts

Durability (inductive load) = durability (resistive load) x reduction coefficient.

Resistive AC load



X Switching capacity (kVA)

Y Durability (Number of operating cycles)

A RXM2AB...

B RXM3AB...

C RXM4AB...

D RXM4GB...

Reduction coefficient for inductive AC load (depending on power factor cos φ)



Y Reduction coefficient (A)

Maximum switching capacity on resistive DC load



X Voltage DC

Y Current DC

A RXM2AB...

B RXM3AB...

C RXM4AB...

D RXM4GB...

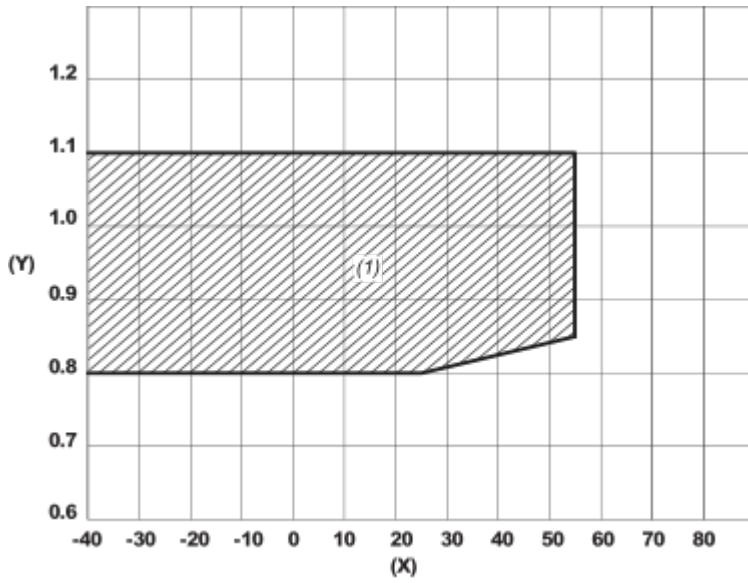
Note : These are typical curves, actual durability depends on load, environment, duty cycle, etc.

For inductive load, to increase relay life cycles, please add a proper load protection circuit (eg: RC protection/Varistor/free Wheeling diode -DC load only-).

For low level loads (below 10mA), we recommend to use RXM*GB series with bifurcated contacts relays instead.

Coil Operating Range

DC Coil Operating Range VS Ambient Temperature



X : Ambient temperature (°C)

Y : AC coil voltage (U/Uc)

(1) Permitted operating range area