

# Product datasheet

Specifications



## Miniature plug-in relay, 6 A, 4 CO, 110 V DC

Local distributor code:  
389837732

RXM4AB1FD

EAN Code: 3389119403757

### Main

Range Of Product	Harmony Electromechanical Relays
Series Name	Miniature
Product Or Component Type	Plug-in relay
Device Short Name	RXM
Contacts Type And Composition	4 C/O
[Uc] Control Circuit Voltage	110 V DC
Status Led	Without
Control Type	Lockable test button
Utilisation Coefficient	20 %

### Complementary

Shape Of Pin	Flat
[Ui] Rated Insulation Voltage	250 V conforming to IEC 300 V conforming to CSA 300 V conforming to UL
[Uimp] Rated Impulse Withstand Voltage	2.5 kV during 1.2/50 $\mu$ s
Contacts Material	AgNi
[Ie] Rated Operational Current	3 A at 28 V (DC) NC conforming to IEC 3 A at 250 V (AC) NC conforming to IEC 6 A at 28 V (DC) NO conforming to IEC 6 A at 250 V (AC) NO conforming to IEC 6 A at 277 V (AC) conforming to UL 8 A at 30 V (DC) conforming to UL
Continuous Output Current	5 A
Maximum Switching Voltage	250 V conforming to IEC
Resistive Rated Load	6 A at 250 V AC 6 A at 28 V DC
Maximum Switching Capacity	1500 VA/168 W
Minimum Switching Capacity	170 mW at 10 mA, 17 V
Operating Rate	$\leq$ 1200 cycles/hour under load $\leq$ 18000 cycles/hour no-load
Mechanical Durability	10000000 cycles
Electrical Durability	100000 cycles for resistive load
Average Coil Consumption	0.9 W
Drop-Out Voltage Threshold	$\geq$ 0.1 U <sub>c</sub>

<b>Operate Time</b>	20 ms
<b>Release Time</b>	20 ms
<b>Average Coil Resistance</b>	13440 Ohm at 20 °C +/- 10 %
<b>Rated Operational Voltage Limits</b>	88...121 V DC
<b>Safety Reliability Data</b>	B10d = 100000
<b>Protection Category</b>	RT I
<b>Test Levels</b>	Level A group mounting
<b>Operating Position</b>	Any position
<b>Cad Overall Height</b>	79 mm
<b>Cad Overall Depth</b>	78.45 mm
<b>Net Weight</b>	0.037 kg
<b>Device Presentation</b>	Complete product

## Environment

<b>Dielectric Strength</b>	1300 V AC between contacts with micro disconnection 2000 V AC between coil and contact with basic insulation 2000 V AC between poles with basic insulation
<b>Product Certifications</b>	UL Lloyd's CE CSA GOST IECEE CB Scheme
<b>Standards</b>	IEC 61810-1 CSA C22.2 No 14 UL 508
<b>Ambient Air Temperature For Storage</b>	-40...85 °C
<b>Ambient Air Temperature For Operation</b>	-40...55 °C
<b>Vibration Resistance</b>	3 gn, amplitude = +/- 1 mm (f = 10...150 Hz)5 cycles in operation 5 gn, amplitude = +/- 1 mm (f = 10...150 Hz)5 cycles not operating
<b>Ip Degree Of Protection</b>	IP40 conforming to IEC 60529
<b>Shock Resistance</b>	10 gn for in operation 30 gn for not operating
<b>Pollution Degree</b>	2

## Packing Units

<b>Unit Type Of Package 1</b>	PCE
<b>Number Of Units In Package 1</b>	1
<b>Package 1 Height</b>	2.000 cm
<b>Package 1 Width</b>	2.200 cm
<b>Package 1 Length</b>	4.300 cm
<b>Package 1 Weight</b>	36.000 g
<b>Unit Type Of Package 2</b>	BB1
<b>Number Of Units In Package 2</b>	10
<b>Package 2 Height</b>	3.000 cm
<b>Package 2 Width</b>	10.200 cm

Package 2 Length	12.500 cm
Package 2 Weight	390.000 g
Unit Type Of Package 3	S02
Number Of Units In Package 3	240
Package 3 Height	15.000 cm
Package 3 Width	30.000 cm
Package 3 Length	40.000 cm
Package 3 Weight	9.800 kg

## Contractual warranty

Warranty	18 months
----------	-----------

## Sustainability

**Green Premium™ label** is Schneider Electric's commitment to delivering products with best-in-class environmental performance. Green Premium promises compliance with the latest regulations, transparency on environmental impacts, as well as circular and low-CO<sub>2</sub> products.

**Guide to assessing product sustainability** is a white paper that clarifies global eco-label standards and how to interpret environmental declarations.

[Learn more about Green Premium >](#)

[Guide to assess a product's sustainability >](#)



Transparency RoHS/REACH

## Well-being performance

Reach Free Of Svhc

Toxic Heavy Metal Free

Mercury Free

Rohs Exemption Information Yes

## Certifications & Standards

**Reach Regulation**

[REACH Declaration](#)

**Eu Rohs Directive**

Pro-active compliance (Product out of EU RoHS legal scope)

[EU RoHS Declaration](#)

**China Rohs Regulation**

[China RoHS declaration](#)

**Environmental Disclosure**

[Product Environmental Profile](#)

**Weee**

The product must be disposed on European Union markets following specific waste collection and never end up in rubbish bins

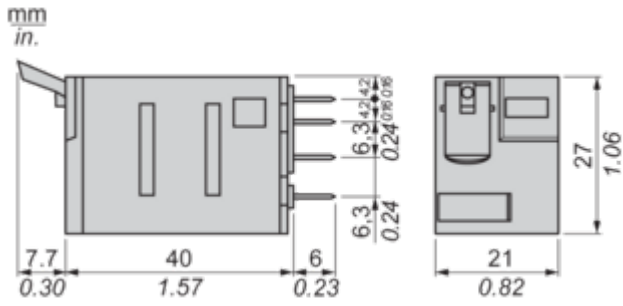
**Circularity Profile**

[End of Life Information](#)

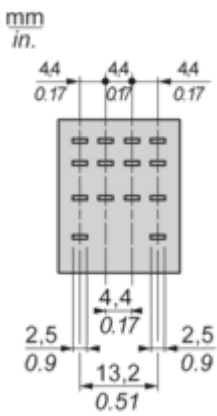
Dimensions Drawings

Dimensions

---



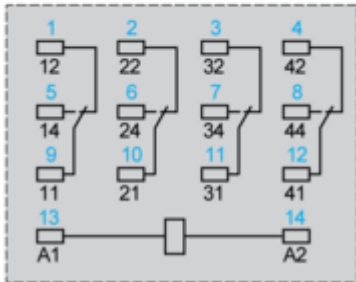
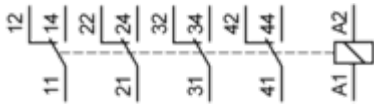
Pin Side View



Connections and Schema

Wiring Diagram

---

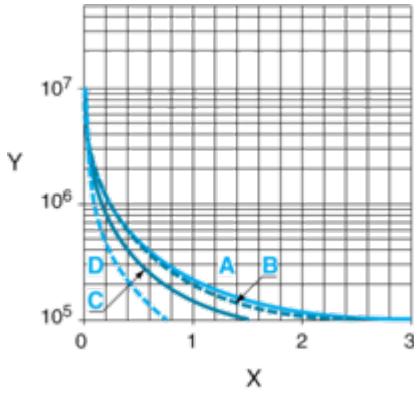


Symbols shown in blue correspond to Nema marking.

Performance Curves

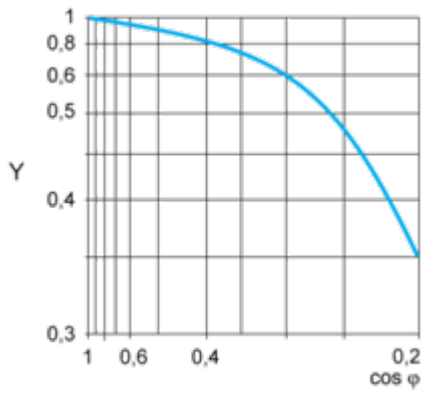
Electrical Durability of Contacts

Durability (inductive load) = durability (resistive load) x reduction coefficient.  
Resistive AC load

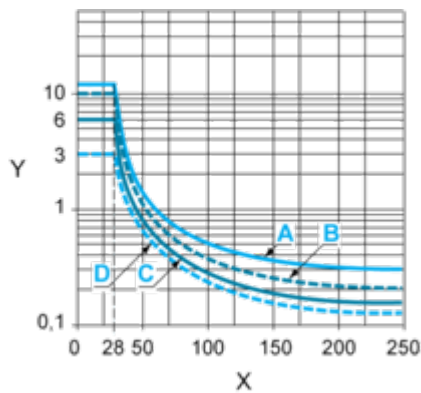


- X Switching capacity (kVA)
- Y Durability (Number of operating cycles)
- A RXM2AB...
- B RXM3AB...
- C RXM4AB...
- D RXM4GB...

Reduction coefficient for inductive AC load (depending on power factor cos φ)



- Y Reduction coefficient (A)
- Maximum switching capacity on resistive DC load



- X Voltage DC
- Y Current DC
- A RXM2AB...

**B** RXM3AB...

**C** RXM4AB...

**D** RXM4GB...

**Note** : These are typical curves, actual durability depends on load, environment, duty cycle, etc.

For inductive load, to increase relay life cycles, please add a proper load protection circuit (eg: RC protection/Varistor/free Wheeling diode -DC load only-).

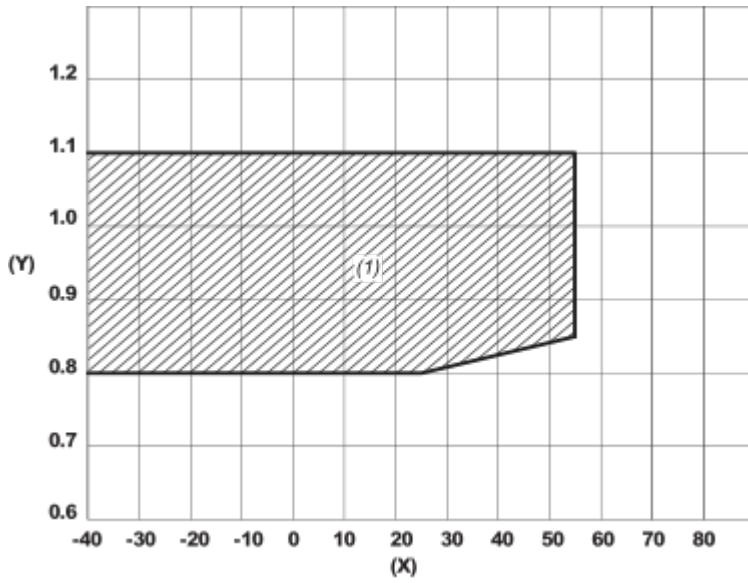
For low level loads (below 10mA), we recommend to use RXM\*GB series with bifurcated contacts relays instead.



Coil Operating Range

---

DC Coil Operating Range VS Ambient Temperature



X : Ambient temperature (°C)

Y : AC coil voltage (U/Uc)

(1) Permitted operating range area