

# Product datasheet

Specifications



High power contactor, TeSys Giga, 3 pole (3NO), AC-3  $\leq 440\text{V } 150\text{A}$ , standard version, 100...250V wide band AC/DC coil

LC1G150KUE

EAN Code: 3606481921932

## Main

Range	TeSys
Range Of Product	TeSys Giga
Product Or Component Type	Contactors
Device Short Name	LC1G
Contactors Application	Power switching Motor control
Utilisation Category	AC-1 AC-3 AC-3e AC-4 AC-5a AC-5b AC-6a AC-6b AC-8a AC-8b DC-1 DC-3 DC-5
Poles Description	3P
[Ue] Rated Operational Voltage	$\leq 1000\text{ V AC } 50/60\text{ Hz}$ $\leq 460\text{ V DC}$
[Ie] Rated Operational Current	275 A (at $<40\text{ }^\circ\text{C}$ ) at $\leq 1000\text{ V AC-1}$ 150 A (at $<60\text{ }^\circ\text{C}$ ) at $\leq 400\text{ V AC-3}$
[Uc] Control Circuit Voltage	100...250 V AC 50/60 Hz 100...250 V DC
Control Circuit Voltage Limits	Operational: 0.8 U <sub>c</sub> Min...1.1 U <sub>c</sub> Max (at $<60\text{ }^\circ\text{C}$ ) Drop-out: 0.1 U <sub>c</sub> Max...0.45 U <sub>c</sub> Min (at $<60\text{ }^\circ\text{C}$ )

## Complementary

[Uimp] Rated Impulse Withstand Voltage	8 kV
Overvoltage Category	III
[Ith] Conventional Free Air Thermal Current	275 A (at $40\text{ }^\circ\text{C}$ )
Rated Breaking Capacity	1280 A at 440 V
[Icw] Rated Short-Time Withstand Current	1.2 kA - 10 s 0.7 kA - 30 s 0.6 kA - 1 min 0.45 kA - 3 min 0.35 kA - 10 min
Associated Fuse Rating	160 A aM at $\leq 440\text{ V}$ for motor 160 A aM at $\leq 690\text{ V}$ for motor 315 A gG at $\leq 690\text{ V}$

<b>Average Impedance</b>	0.00018 Ohm
<b>[Ui] Rated Insulation Voltage</b>	1000 V
<b>Power Dissipation Per Pole</b>	10 W AC-1 - lth 275 A 5 W AC-3 - lth 150 A
<b>Compatibility Code</b>	LC1G
<b>Pole Contact Composition</b>	3 NO
<b>Auxiliary Contact Composition</b>	1 NO + 1 NC
<b>Motor Power Kw</b>	37 kW at 230 V AC 50/60 Hz (AC-3e) 75 kW at 400 V AC 50/60 Hz (AC-3e) 75 kW at 415 V AC 50/60 Hz (AC-3e) 90 kW at 440 V AC 50/60 Hz (AC-3e) 90 kW at 500 V AC 50/60 Hz (AC-3e) 90 kW at 690 V AC 50/60 Hz (AC-3e) 75 kW at 1000 V AC 50/60 Hz (AC-3e) 37 kW at 230 V AC 50/60 Hz (AC-3) 75 kW at 400 V AC 50/60 Hz (AC-3) 75 kW at 415 V AC 50/60 Hz (AC-3) 90 kW at 440 V AC 50/60 Hz (AC-3) 90 kW at 500 V AC 50/60 Hz (AC-3) 90 kW at 690 V AC 50/60 Hz (AC-3) 75 kW at 1000 V AC 50/60 Hz (AC-3) 37 kW at 230 V AC 50/60 Hz (AC-4) 75 kW at 400 V AC 50/60 Hz (AC-4) 75 kW at 415 V AC 50/60 Hz (AC-4) 80 kW at 440 V AC 50/60 Hz (AC-4) 90 kW at 500 V AC 50/60 Hz (AC-4) 90 kW at 690 V AC 50/60 Hz (AC-4) 75 kW at 1000 V AC 50/60 Hz (AC-4)
<b>Motor Power Hp</b>	40 hp at 200/208 V 60 Hz 50 hp at 230/240 V 60 Hz 100 hp at 460/480 V 60 Hz 125 hp at 575/600 V 60 Hz
<b>Irms Rated Making Capacity</b>	1890 A at 440 V
<b>Coil Technology</b>	Built-in bidirectional peak limiting
<b>Mechanical Durability</b>	8 Mcycles
<b>Inrush Power In Va (50/60 Hz, Ac)</b>	540 VA
<b>Inrush Power In W (Dc)</b>	380 W
<b>Hold-In Power Consumption In Va (50/60 Hz, Ac)</b>	12.4 VA
<b>Hold-In Power Consumption In W (Dc)</b>	7.8 W
<b>Operating Time</b>	40...70 ms closing 15...50 ms opening
<b>Maximum Operating Rate</b>	600 cyc/h AC-3 600 cyc/h AC-3e 300 cyc/h AC-1 150 cyc/h AC-4
<b>Connections - Terminals</b>	Power circuit: bar 2 - busbar cross section: 25 x 6 mm Power circuit: lugs-ring terminals 1 185 mm <sup>2</sup> Power circuit: bolted connection Control circuit: push-in 1 0.2...2.5 mm <sup>2</sup> - cable stiffness: solid stranded without cable end Control circuit: push-in 1 0.25...2.5 mm <sup>2</sup> - cable stiffness: flexible with cable end Control circuit: push-in 2 0.5...1.0 mm <sup>2</sup> with cable end Control circuit: push-in 0.75...2.5 mm <sup>2</sup> - cable stiffness: solid stranded without cable end Control circuit: push-in 0.75...2.5 mm <sup>2</sup> - cable stiffness: flexible with cable end
<b>Connection Pitch</b>	35 mm
<b>Mounting Support</b>	Plate

<b>Standards</b>	EN/IEC 60947-4-1 EN/IEC 60947-5-1 UL 60947-4-1 CSA C22.2 No 60947-4-1 JIS C8201-4-1 JIS C8201-5-1
<b>Product Certifications</b>	CB Scheme CCC cULus EAC CE UKCA EU-RO-MR by DNV-GL
<b>Tightening Torque</b>	18 N.m
<b>Height</b>	193 mm
<b>Width</b>	108 mm
<b>Depth</b>	193 mm
<b>Net Weight</b>	3.6 kg

## Environment

<b>Ip Degree Of Protection</b>	IP2X front face with shrouds conforming to IEC 60529 IP2X front face with shrouds conforming to VDE 0106
<b>Ambient Air Temperature For Operation</b>	-25...60 °C
<b>Ambient Air Temperature For Storage</b>	-60...80 °C
<b>Mechanical Robustness</b>	Vibrations 5...300 Hz 2 gn contactor open Vibrations 5...300 Hz 4 gn contactor closed Shocks 10 gn 11 ms contactor open Shocks 15 gn 11 ms contactor closed
<b>Colour</b>	Dark grey
<b>Protective Treatment</b>	TH
<b>Permissible Ambient Air Temperature Around The Device</b>	-40...70 °C at Uc

## Packing Units

<b>Unit Type Of Package 1</b>	PCE
<b>Number Of Units In Package 1</b>	1
<b>Package 1 Height</b>	24.5 cm
<b>Package 1 Width</b>	23.5 cm
<b>Package 1 Length</b>	38.5 cm
<b>Package 1 Weight</b>	4.768 kg
<b>Unit Type Of Package 2</b>	S06
<b>Number Of Units In Package 2</b>	6
<b>Package 2 Height</b>	75 cm
<b>Package 2 Width</b>	60 cm
<b>Package 2 Length</b>	80 cm
<b>Package 2 Weight</b>	38.62 kg

## Contractual warranty

<b>Warranty</b>	18 months
-----------------	-----------

## Sustainability


**Green Premium™ label** is Schneider Electric's commitment to delivering products with best-in-class environmental performance. Green Premium promises compliance with the latest regulations, transparency on environmental impacts, as well as circular and low-CO<sub>2</sub> products.


[Learn more >](#)




Transparency RoHS/REACH

## Well-being performance

 Mercury Free

 Rohs Exemption Information [Yes](#)

 Pvc Free

 Halogen Free Plastic Parts Product

## Certifications & Standards

**Reach Regulation** [REACH Declaration](#)

**Eu Rohs Directive** [Compliant](#)  
[EU RoHS Declaration](#)

**China Rohs Regulation** [China RoHS declaration](#)

**Environmental Disclosure** [Product Environmental Profile](#)

**Circularity Profile** [End of Life Information](#)

# Product datasheet LC1G150KUEN

## Installation

### Installation Videos

---

[TeSys Giga - How to install the auxiliary contact block](#)

[TeSys Giga - How to install and remove remote wear diagnosis module](#)

[TeSys Giga - How to install mechanical interlock kit](#)

[TeSys Giga - How to install cable memory kit](#)

[TeSys Giga - How to directly mount LR9G overload relay](#)

[TeSys Giga - How to replace control module](#)

[TeSys Giga - How to replace switching modules](#)

[TeSys Giga - How to assemble reverser solution](#)

[TeSys Giga - How to assemble change-over solution](#)