

NH fuse switch-disconnector size 3, 630 A (33603)



The picture may show a similar product.

Description

Part No.: 33603

QUADRON® 60Classic

NH fuse switch-disconnector size 3, 630 A

screw M12

connection top or bottom

for busbars 12, 20, 30 x 10 and section busbars

System

60Classic

Advantages of the product

Disconnectors are equipped with arc chambers.

The shock protection is split into 2 for safe connection of the conductors.

Self-closing inspection holes are available in the cover.

Product group 09

Subgroup 33

pack size 1
EAN 4021267336035

catalog page 2020 : 3.23

ECLASS 6.1 27142108
ECLASS 7.1 27142108
ETIM 4.0 EC001040
ETIM 5.0 EC001040

Approvals

Standards

IEC 60947-1:2007 + A1:2010 + A2:2014
IEC 60947-3:2008 + A1:2012 + A2:2015
UL 4248-1

Approvals

IEC (CB) , UL , CCC , DNV GL , EAC



for UL feeder circuits >250V

type number: LTS-3
EAC Type: NH

UL file: E230163, UL category (for USA): IZLT2 <http://www.ul.com>
CCC certificate: 2004010302117263

Technical data

for fuse links size:	NH 3
fuse links acc. to standard:	IEC / HD 60269-2
permitted power dissipation of the fuse-link:	48 W
requirements for contact parts:	Fuse links with silver-plated contact pieces recommended. For fuse links with nickel-plated contact pieces, a reduction factor of 0.8 is to be observed.

Details IEC

Standards

IEC 60947-1:2007 + A1:2010 + A2:2014

IEC 60947-3:2008 + A1:2012 + A2:2015

Electrical data IEC

Rated current (IEC): 630 A

rated voltage (IEC) AC: 690 V

rated voltage (IEC) DC: 440 V

rated isolation voltage U_i AC: 800 V

rated isolation voltage U_i DC: 500 V

rated surge voltage U_{imp} : 6 kV

max. permitted voltage (IEC) DC 800 V

Utilisation category AC (IEC 60947-3) : AC-23B (400V)
AC-22B (690V)
AC-21B (690V)
AC-20B (1000V) at pollution degree 2

visible information required if used at more than 690V AC: do not switch under load

Utilisation category DC (IEC 60947-3) : DC specifications: 2 current paths (L1,L3) in series
DC-22B (440 V)
DC-21B (440 V)
DC-20B (1000V) at pollution degree 2

visible information required if used at more than 440V DC: do not switch under load

cond. short-circuit current with fuses (AC): 100 kA / 690 V (500 A)
80 kA / 500 V (630 A)

approved with fuse links of operation class: gG

rated peak withstand current I_{pk} max.: 35.2 kA

rated short-time withstand current I_{CW} (1.0 s) max.: 15.1 kA

power dissipation of the article:

The power dissipation at a typical load of 80 % results to 38.4 W.

(The power dissipation at full load would be 60.0 W.)

A fuse-combination unit acc. to IEC 60947-3 can only be operated at a higher voltage than its rated voltage, if it is used as a fuse-disconnector without breaking capacity, up to its max. rated insulation voltage and labelled as such.

Entsprechend den angegebenen AC- und DC- Schalteigenschaften und unter Berücksichtigung der Überlastbedingungen, sind gewisse Abstände zu geerdeten Metallteilen einzuhalten. Nähere Informationen auf Anfrage.

Bei Verwendung als Trennschalter ist die Einhaltung der Abstände nicht erforderlich.

Degree of protection IP30 at front, degree of protection near terminal depends on installation

Details UL

Standards

UL 4248-1

for UL feeder circuits >250V

Electrical data UL

rated current (UL): 600 A

rated voltage (UL) AC: 600 V

rated frequency (UL): 50 / 60 Hz

SCCR: 100 kA

Mechanical data

W x H x D: 256 x 300 x 160

weight: 756.0 kg/100

poles: 3-pole

for busbars: 12, 20, 30 x 10 and section busbars

front degree of protection: IP30

Type of fastening: patented click mechanism

Terminal points

screw connection M12

screw drive:	SW18
Md min.:	35.0 Nm
Md max.:	40.0 Nm

Accessories:


Clamp connection: Cu 150-300mm² s(r), f+AE; lam. Cu 25x1-13; 6-8Nm torque

single wedge clamp terminal: Cu, Al* 150-300mm² s(r), s(s), f, f+AE; 6-8 Nm torque

double wedge clamp terminal: Cu 2x 150-185mm² s(r), s(s), f+AE; 6-8Nm torque

*Connections are not maintenance-free if aluminium conductors are used.

Accessories




33144

cover for cable lugs, top / bottom attachable
for QCB-NH3
for: QCB-NH3




33147

prism terminal, double, for Cu cables
2x 150 mm²
size 3




33154

trim frame, single
290 x 330
size 3



33155

barrier for handle
for NH fuse-switch disconnecter size 1-3
for closing of handle area from rear




33156

pilot switch
changeover 250 V AC / 5 A, 30 V DC / 4 A
Size 1 - 3



33157

lid interlock
for sealing wire or 3 padlocks with shackle of 4 - 7 mm
Size 1 - 3




33165
clamp connector for Cu cables
150 - 300 mm²
QCB-NH3, LTS-F 630, LTS 800



33168
prism terminal, single, for Cu and Al cables
150 - 300 mm²
size 3



33385
prism terminal, double, for Cu cables
2x 185 mm²
size 3



33419
connection shroud
for NH fuse-switch-disconnector size 3, max. 600 A



33272
extension for 2 cable lugs
size 3