

TERMINAL BLOCK MARKERS MG-CPM-04

for Phoenix Contact UK, UT & ST (front mounting), Connectwell, Siemens 8WH (clamp, front mounting), Cabur, Entrelec, Wago, Omron, Finder

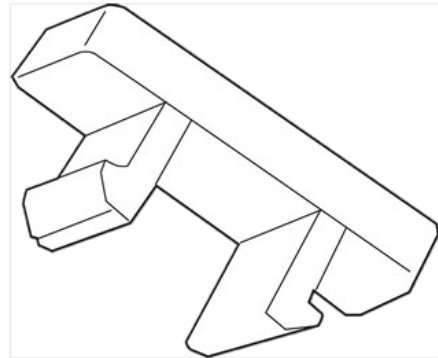
MG-CPM terminal block markers are available in versions to suit the particular clip formats of the most widely used products.

Depending on type, markers are presented as joined strips at a set or flexible pitch or as separate markers for convenient individual insertion on mixed pitch terminal block assemblies.

MG-CPM markers provide an elevated mechanical robustness, high dimensional stability and are Halogen Free.

Printing a complete sheet of MG-CPM markers on MARKINGenius® thermal transfer printers takes around 10 seconds, while to optimise application time, additional data - job details, location, etc - may be printed on the stems.

Part-used sheets are easily accommodated to avoid wastage. MG-CPM terminal block markers are available in versions to suit the particular clip formats of the most widely used products.



LABORATORY TEST 

CEI EN 60950-1

INDELIBILITY

Information technology equipment - Safety

Part 1: General requirements

§ 1.7.11 Durability

Compliance is checked by inspection and by rubbing the marking by hand for 15 s with a piece of cloth soaked with water and again for 15 s with a piece of cloth soaked with hexane.

After this test, the marking shall be legible; it shall not be possible to remove marking plates easily and they shall show no curling.

CEI EN 61010-1

INDELIBILITY

Ed.2 equivalent to VDE 0411-1

Safety indications for electric devices for measurement, control and laboratory use

Part 1: General indications

This regulation requires that both material and the print shall withstand, cleaning with chemical agents commonly used in industry.

By rubbing manually by hand, without excessive pressure, for 30 seconds with a cloth soaked in the specific detergent or, if not specified, Isopropyl Alcohol.

CEMBRE STANDARD

INDELIBILITY

This test was created to simulate cleaning with chemical products commonly used on various surfaces.

By wiping with a cloth soaked in 95% Ethanol 30 times and making a visual inspection after every 10 passes.

UNI EN ISO 175

EFFECT OF IMMERSION IN LIQUID CHEMICALS

The standard specifies methods for exposing plastic test samples to liquid chemical agents and for determining changes in characteristics caused by this exposure. It includes the immersion test for 24 hours of the entire surface of the test sample and applies to all solid plastic materials, submitted in the form of printed or extruded materials, plates, pipes, bars or sheets with a thickness greater than 0.1 mm.

The test samples are completely immersed in a test liquid for a specified time and temperature.

Their characteristics are determined before immersion, after removal from the liquid and after drying.

The test methods specified are the following:

- > Changes in mass, dimensions and appearance, immediately after removal from the liquid and after drying
- > Change in the physical characteristics (mechanical, thermal, optical, etc.) immediately after removal from the liquid and after drying
- > The quantity of liquid absorbed

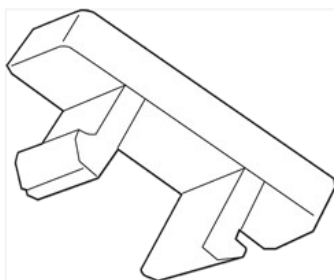
The liquids used by Cembre for this test are: Hydrochloric acid, Nitric acid, Hydrofluoric acid

DIN 30643

TERMINAL BLOCK MARKERS MG-CPM-04

Technical characteristics

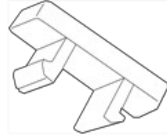
Material	Polycarbonate
Halogen Free	yes
Silicon free	yes
UL94 class	V0
Min operating temperature range	-40 °C
Max operating temperature range	140 °C
Geometric shape	rectangular clip with rounded corners



TERMINAL BLOCK MARKERS MG-CPM-04

List of products

MG-CPM-04



Type	Step of the clamp	Colour	Height	Length	Quantity per sheet	Pack qty	SWcode
41392	3.5 mm	White	3 mm	10 mm	80	2,000	43
41390N	5.2 mm	White	5 mm	10 mm	48	1,680	42
41340N	5.2 mm	Yellow	5 mm	10 mm	48	1,680	42
41395	5.2 mm	White	5 mm	10 mm	48	1,680	31
41391	6 mm	White	6 mm	10 mm	48	1,344	45
41396	8 mm	White	8 mm	10 mm	32	1,120	48
41346	8 mm	Yellow	8 mm	10 mm	32	1,120	48