



IP 55 | TYPE 12, 13 | IK 10



The stainless steel single door combinable floor standing enclosure range, MCSS, with a IP 55 protection degree, is available off the shelf in many different sizes. The risk for component failure, and with that unnecessary downtime, is eliminated as water and dust are prevented from entering the enclosure. This enclosure range is well suited for almost any environment, grade dependent.

**Material:** AISI 304L pre-grained stainless steel / AISI 316L. Frame: 1.5 mm. Door: 2 mm. Rear, roof and side panels: 1.5 mm. Bottom plates: 1.5 mm stainless steel. Mounting plate: 3 mm galvanized steel.

**Frame:** Seam welded reversed open profiles with 25 mm hole pattern, according to DIN 43660.

**Door:** Mounted with four hinges allowing left or right hand opening. Including door frame with 25 mm hole pattern.

**Rear panel:** Fitted by M6 torx screws. Standard facilities for rear door mounting.

**Side panels:** Supplied as an accessory.

**Roof panel:** Removable.

**Lock:** Espagnolette 4-point locking system. Does not interfere with the enclosure inner space. Standard double-bit 3 mm insert. Standard inserts, cylinders, lift handles and T-handle are available as accessories.

**Bottom plates:** One piece bottom plate, with injected polyurethane gasket to ensure maximum sealing.

**Mounting plate:** Double folded and slides into position. Adjustable in depth by steps of 25 mm, with the MPD02 accessory. Mounting plate is supplied, attached on the outside of the enclosure packaging.

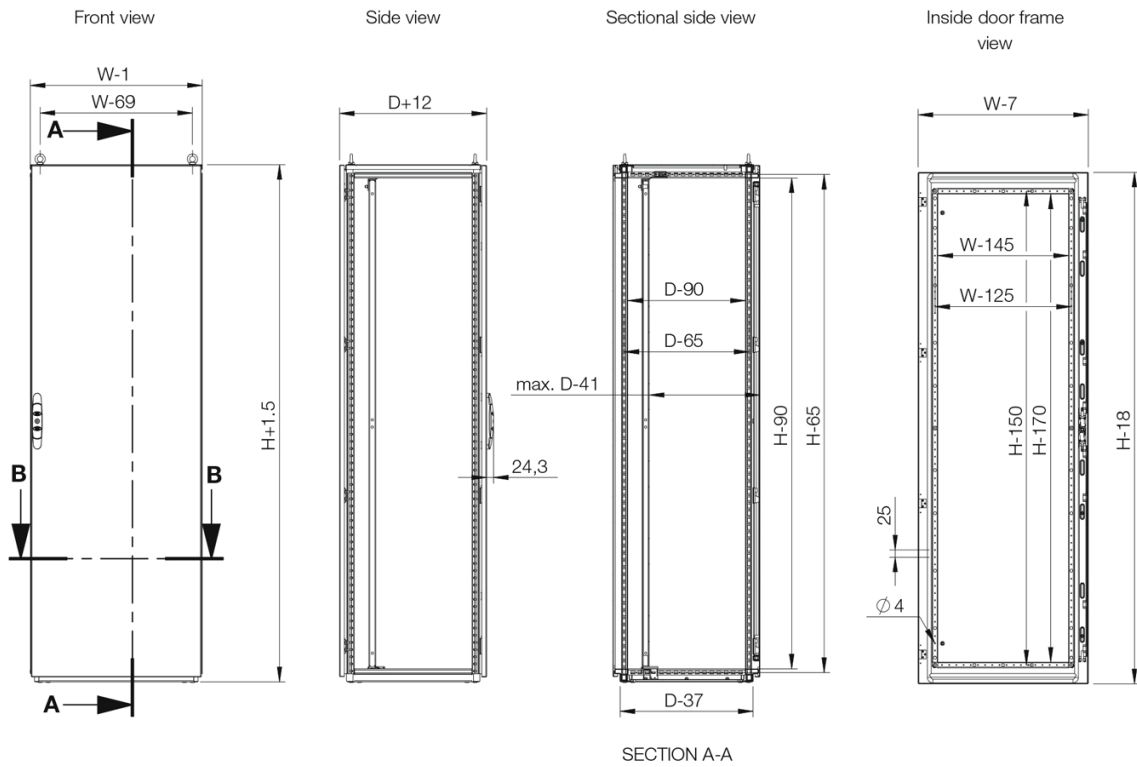
**Earthing:** All panels are earthed through their fittings and are equipped with a separate earthing stud.

**Finish:** 400 pre-grained stainless steel.

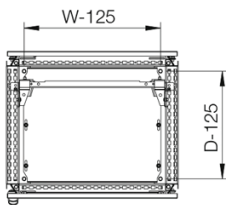
**Protection:** Corresponds with IP 55 | TYPE 12, 13 | IK 10.

**Mounting requirements:** Standard delivery ready for combined installation. For stand-alone installation, add side panels.

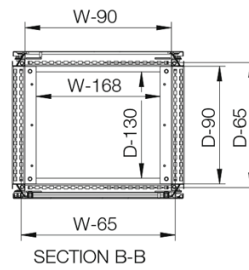
**Delivery:** Frame with fitted door, rear panel, roof panel, bottom plate, mounting plate and door frame. Delivery also includes earthing bolts. Delivered on a pallet which is identical to the width of the enclosure to allow baying without removal. All packing material is recyclable.



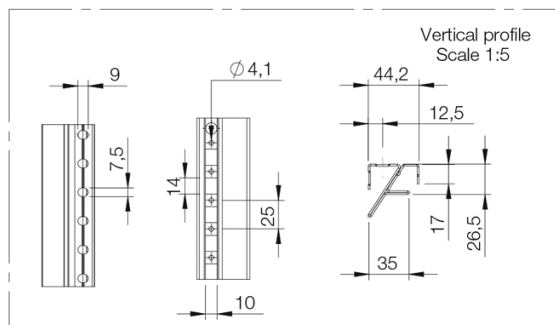
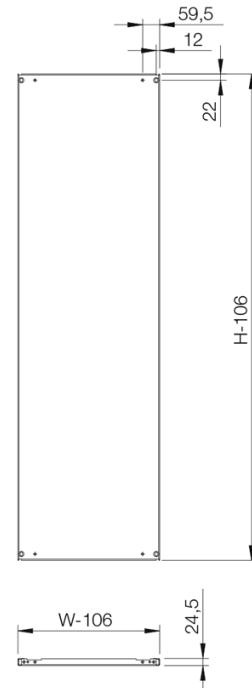
Sectional top view



Sectional top view (without bottom plates)



Mounting plate



Enclosure dimensions			Mounting plate dimensions		Item no.
H	W	D	h	w	
1800	600	500	1694	494	MCSS18065
1800	600	500	1694	494	MCSS18065-316
1800	800	500	1694	694	MCSS18085
1800	800	500	1694	694	MCSS18085-316
1800	1000	500	1694	894	MCSS18105
1800	1000	500	1694	894	MCSS18105-316
2000	600	600	1894	494	MCSS20066
2000	600	600	1894	494	MCSS20066-316
2000	800	600	1894	694	MCSS20086
2000	800	600	1894	694	MCSS20086-316
2000	1000	600	1894	894	MCSS20106
2000	1000	600	1894	894	MCSS20106-316

# MCSS

Stainless Steel combinable version, single door enclosure



CONNECT AND PROTECT