

## Technical data sheet

### Connection cable

Part no.: 50130872

KD U-M8-4W-V1-100

#### Contents

- Technical data
- Electrical connection
- Circuit diagrams

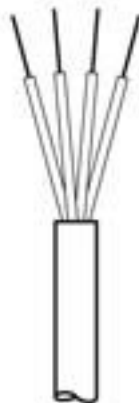
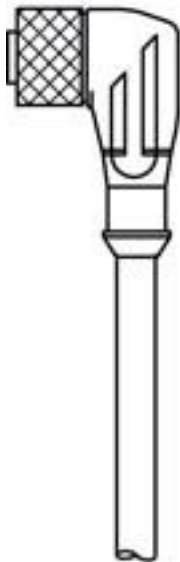


Figure can vary



## Technical data

### Electrical data

#### Performance data

Operating voltage 50 V AC / 60 V DC

### Connection

#### Connection 1

Type of connection	Connector
Thread size	M8
Type	Female
Handle body material	PUR
No. of pins	4 -pin
Version	Angled
Lock	Screw fitting, nickel-plated diecast zinc, recommended torque 0.6 Nm, self-locking

#### Connection 2

Type of connection Open end

#### Cable properties

Number of conductors	4 Piece(s)
Wire cross section	0.25 mm <sup>2</sup>
AWG	24
Sheathing color	Black
Shielded	No
Silicone-free	Yes
Cable design	Connection cable (open on one end)
Cable diameter (external)	4.7 mm
Cable length	10,000 mm
Sheathing material	PVC
Wire insulation	PVC
Suitability for drag chains	No
Properties of the outer sheathing	Free of CFC, cadmium, silicone and lead, easily machine-processable
Resistance of the outer sheathing	Good oil, gasoline and chemical resistance, flame retardant in accordance with UL 1581 VW1 / CSA FT1

### Mechanical data

Width across flats	9 mm
Bending radius, flexible laying, min.	Min. 10 x cable diameter
Bending radius, stationary laying, min.	Min. 5 x cable diameter

### Environmental data

Ambient temperature, operation, flexible use	-5 ... 80 °C
Ambient temperature, operation, stationary use	-30 ... 80 °C

### Certifications

Degree of protection	IP 65
	IP 67
Certifications	c UL US

### Classification

Customs tariff number	85444290
eCl@ss 5.1.4	27279201
eCl@ss 8.0	27279218
eCl@ss 9.0	27060311
eCl@ss 10.0	27060311
eCl@ss 11.0	27060311
ETIM 5.0	EC001855
ETIM 6.0	EC001855
ETIM 7.0	EC001855

## Electrical connection

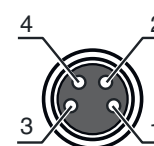
### Connection 1

Type of connection	Connector
Thread size	M8
Type	Female
Handle body material	PUR
No. of pins	4 -pin
Version	Angled
Lock	Screw fitting, nickel-plated diecast zinc, recommended torque 0.6 Nm, self-locking

### Pin

1	Brown
2	White
3	Blue
4	Black

### Conductor color



## Electrical connection

### Connection 2

Type of connection

Open end

## Circuit diagrams

### Wiring schematic

