
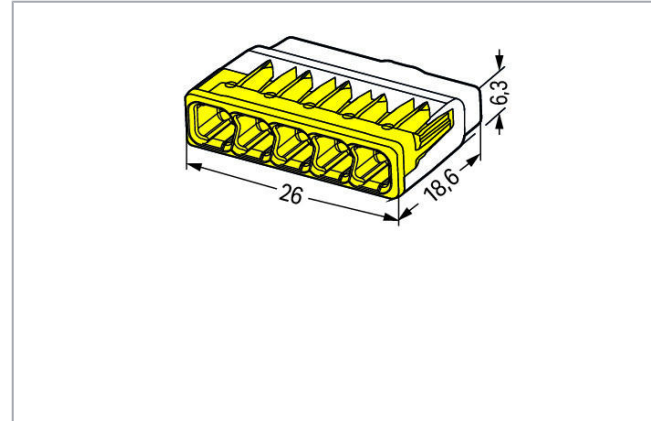



## Data sheet | Item number: 2773-405

COMPACT splicing connector; for solid and stranded conductors; max. 4 mm<sup>2</sup>; 5-conductor; transparent housing; yellow cover; Surrounding air temperature: max 85°C (T85); 4,00 mm<sup>2</sup>; transparent

[www.wago.com/2773-405](http://www.wago.com/2773-405)



### Item description

Advantages:

- Convenient wiring via extremely compact design
- Push-in termination of up to eight solid and stranded conductors
- Conductor range: 0.75 ... 4 mm<sup>2</sup> "s" and 1.5 ... 4 mm<sup>2</sup> "st"
- Any combination of conductor sizes is possible
- PUSH WIRE® connection terminates solid ("s") copper conductors

Subject to changes. Please also observe the further product documentation!

WAGO Kontakttechnik GmbH & Co. KG  
Hansastr. 27  
32423 Minden  
Phone: +49571 887-0 | Fax: +49571 887-169  
Email: [info.de@wago.com](mailto:info.de@wago.com) | Web: [www.wago.com](http://www.wago.com)

Do you have any questions about our products?  
We are always happy to take your call at 01788 568 008.



## Data

### Electrical data

#### Ratings per IEC/EN 60664-1

Ratings per	IEC/EN 60664-1
Nominal voltage (II/2)	450 V
Rated surge voltage (II/2)	4 kV
Rated current	32 A
Legend (ratings)	(II / 2) ≙ Overvoltage category II / Pollution degree 2

#### Ratings per UL 1059

Approvals per	UL 486C
Rated voltage UL (Use Group C)	600 V
Rated current UL (Use Group C)	20 A

### Connection data

Connection technology	PUSH WIRE®
Actuation type	Push-in
Connectable conductor materials	Copper
Solid conductor	0.75 ... 4 mm <sup>2</sup> / 20 ... 12 AWG
Stranded conductor	1.5 ... 4 mm <sup>2</sup> / 18 ... 12 AWG
Conductor diameter	2 ... 1.6 mm
Strip length	13 mm / 0.51 inch
Total number of connection points	5
Total number of potentials	1
Wiring type	Side-entry wiring

### Physical data

Width	26 mm / 1.024 inch
Height	6.3 mm / 0.248 inch
Depth	18.6 mm / 0.732 inch

### Material Data

Color	transparent
-------	-------------

Subject to changes. Please also observe the further product documentation!



Cover color	yellow
Flammability class per UL94	V2
Weight	2.6 g

**Environmental Requirements**


Surrounding air temperature (operation)	85 ... 85 °C
Continuous operating temperature	105 ... 105 °C
Temperature marking per EN 60998	T85

**Commercial data**


Packaging type	BOX
Country of origin	DE
GTIN	4055143919241
Customs tariff number	8536901000

**Approvals / Certificates**

## Country specific Approvals

Logo	Approval	Additional Approval Text	Certificate name
	<b>CB</b> DEKRA Certification B.V.	IEC 60998	NL-49187
	<b>KEMA/KEUR</b> DEKRA Certification B.V.	EN 60669	71- 101844

## UL-Approvals

Logo	Approval	Additional Approval Text	Certificate name
	<b>UL</b> Underwriters Laboratories Inc.	UL 467	20180215- E201573

**Counterpart****Compatible products**

Subject to changes. Please also observe the further product documentation!

WAGO Kontakttechnik GmbH & Co. KG  
Hansastr. 27  
32423 Minden  
Phone: +49571 887-0 | Fax: +49571 887-169  
Email: [info.de@wago.com](mailto:info.de@wago.com) | Web: [www.wago.com](http://www.wago.com)

Do you have any questions about our products?  
We are always happy to take your call at 01788 568 008.

## Mounting adapter



Item no.: 2773-500

Mounting carrier; for single- and double-row con.; 2773 Series; for DIN-35 rail mounting/screw mounting; orange

[www.wago.com/2773-500](http://www.wago.com/2773-500)

## Downloads

### Documentation

#### Additional Information

Technical explanations


03-Apr-2019

pdf  
2.1 MB


Download

## Installation Notes


### Conductor termination



Strip solid or stranded conductor to 13 mm (0.51 inch)..



The transparent housing shows if conductors are fully inserted; within the colored base, a clear port shows if the conductor's strip length is correct. Conductors are correctly stripped if the clear port shows no bare conductor on the unprinted connector side. Picture shows center conductor with exceeded strip length.



Termination: Insert the stripped conductor until it hits the backstop.

Subject to changes. Please also observe the further product documentation!

WAGO Kontakttechnik GmbH & Co. KG

Hansastr. 27


32423 Minden

Phone: +49571 887-0 | Fax: +49571 887-169


Email: [info.de@wago.com](mailto:info.de@wago.com) | Web: [www.wago.com](http://www.wago.com)

Do you have any questions about our products?


We are always happy to take your call at 01788 568 008.



Removal: Hold solid conductor to be removed and twist alternately left and right while pulling the connector.



Solid conductors are inserted into the connector by simply pushing them in.




Stranded conductors are inserted into the connector by simply pushing them in.

### Testing




Testing via test port opposite to conductor entry.

### Application



Thanks to their flat and compact design, these connectors are ideal for wiring in flush-mount switch boxes.

Subject to changes. Please also observe the further product documentation!



With six variants, always have the right connector.

Subject to changes. Please also observe the further product documentation!