

Data

Electrical data

Ratings per IEC/EN

Nominal voltage (III/3)	800 V
Rated current	14 A

Subject to changes. Please also observe the further product documentation!

WAGO Kontakttechnik GmbH & Co. KG
Hansastr. 27
32423 Minden
Phone: +49571 887-0 | Fax: +49571 887-169
Email: info.de@wago.com | Web: www.wago.com

Do you have any questions about our products?
We are always happy to take your call at 01788 568 008.



Ex information

Rated current (Ex e II)	12 A
-------------------------	------

Physical data

Width	5.9 mm / 0.232 inch
Height	4.1 mm / 0.161 inch
Depth	19 mm / 0.748 inch
Jumper assignment	2-way

Material data

Color	light gray
Fire load	0.004 MJ
Weight	0.5 g

Commercial data

Product Group	22 (TOPJOB S)
PU (SPU)	25 Stück
Packaging type	bag
Country of origin	DE
GTIN	4055143692441
Customs tariff number	85366990990

Downloads

Documentation

Bid Text

2000-402 X81 - Datei	Feb 19, 2019	xml 2.6 kB	Download
2000-402 doc - Datei	Apr 27, 2017	doc 24.1 kB	Download
Additional Information Technical explanations	Apr 3, 2019	pdf 2.2 MB	Download

CAD/CAE-Data

Subject to changes. Please also observe the further product documentation!

WAGO Kontakttechnik GmbH & Co. KG
Hansastr. 27
32423 Minden
Phone: +49571 887-0 | Fax: +49571 887-169
Email: info.de@wago.com | Web: www.wago.com

Do you have any questions about our products?
We are always happy to take your call at 01788 568 008.



CAD data

2D/3D Models 2000-402	URL	Download
-----------------------	---------------------	--------------------------

CAE data

EPLAN Data Portal 2000-402	URL	Download
----------------------------	---------------------	--------------------------

ZUKEN Portal 2000-402	URL	Download
-----------------------	---------------------	--------------------------

WSCAD Universe 2000-402	URL	Download
-------------------------	---------------------	--------------------------

Environmental Product Compliance

Compliance Search

Environmental Product Compliance 2000-402 Jumper; 2-way; insulated; light gray	URL	Download
---	---------------------	--------------------------

Installation Notes

Commoning

Subject to changes. Please also observe the further product documentation!





The push-in type jumper bar system is based on the common plug and socket principle. Each terminal block is spring-loaded with a double socket and a resilient CrNi steel spring. The jumper contact material is pure electrolytic copper, which allows for an extremely small design capable of carrying the full-rated current of the terminal block. Ground terminal blocks can also be commoned using the same jumper system. Custom jumpers are created by breaking and removing jumper contacts (2000, 2001, 2002, 2004 Series).

Removing a push-in type jumper bar:

Insert the operating tool between the jumper and partition wall of the dual jumper slots, then lift up the jumper.

Place the operating tool in the center of jumpers for up to five contacts (see above), or alternately on both sides for jumpers with more than five contacts.

Commoning



Push-in type jumper bars

Custom push-in type jumper bars are created by breaking off jumper contacts.

500 V

300 V

Push-in type jumper bars


Marking with a felt-tip pen.

Commoning

Subject to changes. Please also observe the further product documentation!




Stepping down via push-in type jumper bar.




Stepping down via push-in type jumper bar:

Commoning via closed terminal side with end plate allows jumpering over two cross-section sizes, e.g., from 16 mm² (6 AWG) to 6 mm² (10 AWG) or from 6 mm² (10 AWG) to 2.5 mm² (14 AWG) (see illustration above).



Stepping down via push-in type jumper bar:

Commoning via open terminal side with end plate allows jumpering over two cross-section sizes for 16 mm² (6 AWG) and 10 mm² (8 AWG) and one cross-section size for 6/4/2.5 mm² (10/12/14 AWG). An example: from 16 mm² (6 AWG) to 6 mm² (10 AWG) (see illustration above) or from 10 mm² (8 AWG) to 4 mm² (12 AWG).



Note:

The total current of the outgoing circuits must not exceed the nominal current of the step-down jumper/push-in type jumper bar.

Product family

TOPJOB® S

TOPJOB® S: In various industrial applications and modern building installations, WAGO's wide and versatile range of rail-mount terminal blocks provides more than just reliable electrical connections.

[Show all products from the family](#)

Subject to changes. Please also observe the further product documentation!