

EF

High flow filter fan



This vertical filter fan, EF, with a IP 54 protection degree, is easy to install thanks to its click-in feature. Unnecessary downtime is avoided, since water and dust are prevented from entering the enclosure through the filter, and the reliable fan motor will ensure constant ventilation.

Description: Filter fan for forced ventilation. nVent HOFFMAN filter fans save time on installation as they are installed with a click-in system without screws. The hinged front cover can be easily opened for quick and easy filter replacement. The airflow direction and the connection position can easily be changed.

Material: Front cover manufactured from injection-moulded thermoplastic, self-extinguishing, UL94V0.

Temperature range: -40 °C to +55 °C.

Protection: IP 54 | TYPE 12.

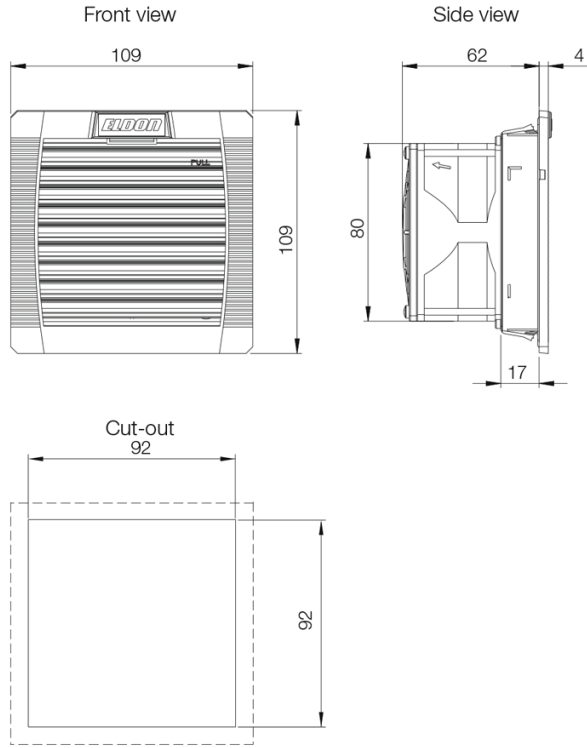
Finish: RAL 7035.

Pack quantity: One fan with filter.

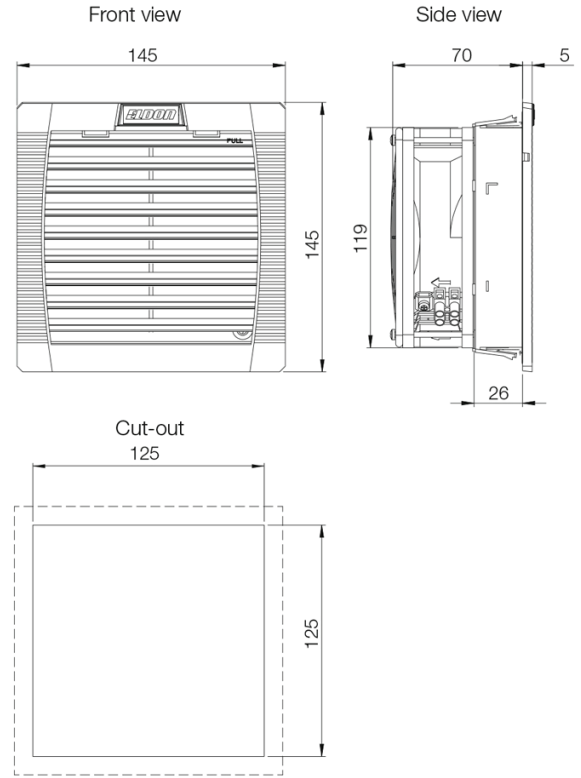
IP 54 | TYPE 12

CE EAC

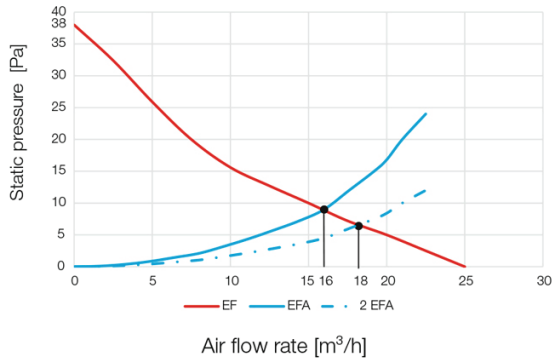
EF100R5 / EFA100R5



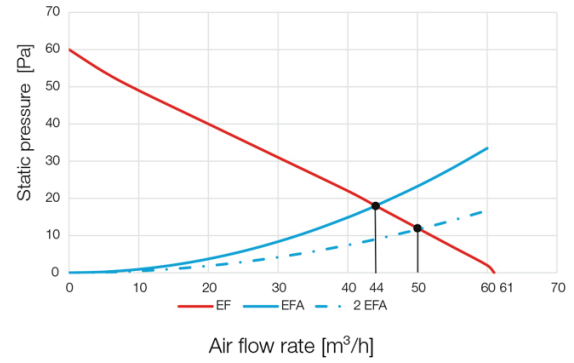
EF200R5 / EFA200R5



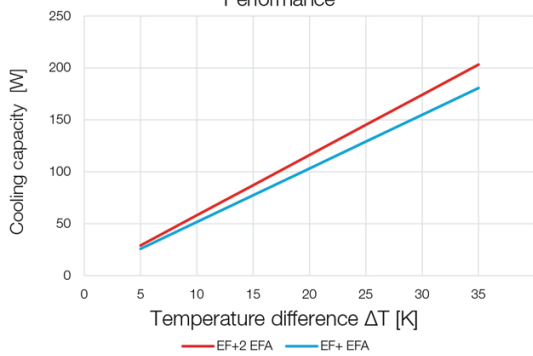
Static pressure diagram



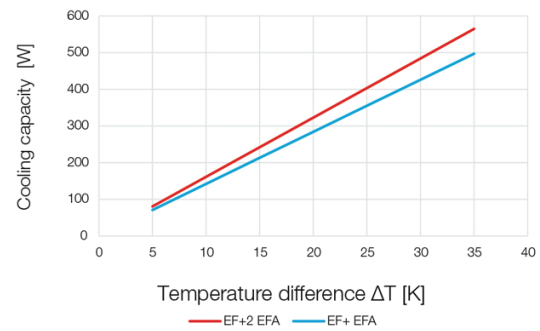
Static pressure diagram



Performance



Performance



230 V AC, 50/60 Hz

	EF+EFA Air flow (m ³ /h)	Filter mat (EN779)	Filtration	Service life L10 (40°C) (h)	Bearing type	Noise (dB)	Cut-out (mm)	Weight (kg)		Current (A)	Power (W)	Fuse (A)	Item no.
19/24	12/14	G4	>90	52.500	Sleeve	33	92 × 92	0.55	310 mm cable	0.07/0.06	12/11	6	EF100R5
61/67	44/50	G4	>90	37.500	Sleeve	44	125 × 125	0.80	Terminal strip	0.12/0.18	19/18	6	EF200R5
98/108	73/80	G4	>90	37.500	Sleeve	40	177 × 177	1.05	Terminal strip	0.12/0.18	19/18	6	EF220R5
125/138	93/102	G4	>90	40.000	Ball	40	223 × 223	1.45	Spring type	0.12/0.10	18/17	6	EF250R5
223/247	201/223	G4	>90	40.000	Ball	42	223 × 223	1.90	Spring type	0.32/0.26	45/39	6	EF300R5
480/480	370/370	G3	80-90	40.000	Ball	54	291 × 291	3.85	Spring type	0.30/0.36	80/100	6	EF500R5
640/653	445/445	G3	80-90	40.000	Ball	63	291 × 291	4.05	Spring type	0.51/0.66	120/160	6	EF600R5
845/875	560/625	G3	80-90	40.000	Ball	66	291 × 291	4.50	Spring type	0.59/0.88	140/197	6	EF700R5

115 V AC, 50/60Hz

	EF+EFA Air flow (m ³ /h)	Filter mat (EN779)	Filtration	Service life L10 (40°C) (h)	Bearing type	Noise (dB)	Cut-out (mm)	Weight (kg)		Current (A)	Power (W)	Fuse (A)	Item no.
19/24	12/14	G4	>90	55.000	Sleeve	33	92 × 92	0.55	310 mm cable	0.15/0.15	12/11	6	EF100- 115R5
61/67	44/50	G4	>90	40.000	Sleeve	44	125 × 125	0.80	Terminal strip	0.24/0.23	20/20	6	EF200- 115R5
98/108	73/80	G4	>90	40.000	Sleeve	40	177 × 177	1.05	Terminal strip	0.24/0.23	20/20	6	EF220- 115R5
125/138	93/102	G4	>90	42.500	Ball	43	223 × 223	1.45	Spring type	0.25/0.25	18/17	6	EF250- 115R5
223/247	201/223	G4	>90	40.000	Ball	46	223 × 223	1.90	Spring type	0.50/0.50	40/40	6	EF300- 115R5
480/480	370	G3	80-90	40.000	Ball	52	291 × 291	3.85	Spring type	0.66/0.80	75/90	6	EF500- 115R5
640/653	445	G3	80-90	40.000	Ball	64	291 × 291	4.10	Spring type	0.96/1.40	110/160	6	EF600- 115R5
845/875	625	G3	80-90	40.000	Ball	69	291 × 291	4.50	Spring type	1.23/1.71	140/195	6	EF700- 115R5

24 V DC

	EF+EFA Air flow (m ³ /h)	Filter mat (EN779)	Filtration	Service life L10 (40°C) (h)	Bearing type	Noise (dB)	Cut-out (mm)	Weight (kg)		Current (A)	Power (W)	Fuse (A)	Item no.
19/24	12/14	G4	>90	70.000	Ball	33	92 × 92	0.25	310 mm cable	0.10	2.40	6	EF100- 24R5
61/67	44/50	G4	>90	62.500	Ball	44	125 × 125	0.45	310 mm cable	0.21	5.00	6	EF200- 24R5
98/108	73/80	G4	>90	62.500	Ball	40	177 × 177	0.70	310 mm cable	0.21	5.00	6	EF220- 24R5
125/138	93/102	G4	>90	70.000	Ball	40	223 × 223	1.40	Spring type	0.20	4.70	6	EF250- 24R5
223/247	201/223	G4	>90	80.000	Ball	42	223 × 223	1.45	Spring type	0.50	12.00	6	EF300- 24R5

EF

High flow filter fan