

1SNA195486R0400 ✓ ACTIVE

TE Internal #: 1SNA195486R0400

Modular Terminal Blocks, Feed-Through, Screw Clamp Terminal Block, 12AWG Rated Cross Section, 2.5mm² Rated Cross Section, Beige

[View on TE.com >](#)



Connectors > Terminal Blocks & Strips > Modular Terminal Blocks



Block Function: **Feed-Through**

Modular Terminal Block Product Type: **Screw Clamp Terminal Block**

Rated Cross Section: **2.5 mm²**

Primary Product Color: **Beige**

Features

Product Type Features

Modular Terminal Block Product Type	Screw Clamp Terminal Block
-------------------------------------	----------------------------

Configuration Features

Gauge Type	A3
Number of Levels	1
Number of Poles	2
Number of Circuits	1
Block Function	Feed-Through
Number of Positions	2

Electrical Characteristics

Operating Voltage Rating (UL & CSA) (Max) - Main Circuit	600 V
Impulse Withstanding Voltage Rating (IEC)	8000 V
Voltage Rating (CSA)	600 V
Current Rating (CSA)	25 A
Dielectric Test Voltage	2000 V
Short-Time Withstanding Current Rating @ 1s	300 A
Voltage Rating (IEC)	1000 V
Current Rating (UL)	30 A
Current Rating (IEC)	24 A
Voltage Rating	1000 VAC



Body Features

Product Weight	6.6 g[.233 oz]
Primary Product Color	Beige

Termination Features

Termination Method to Wire & Cable	Screw Terminal
------------------------------------	----------------

Mechanical Attachment

DIN Rail Mounting Type	G32, TH35-15, TH35-7.5
Tightening Torque	3.5 in-lbs
Connector Mounting Type	DIN Rail

Housing Features

Housing Material	Polyamide 6.6
------------------	---------------

Dimensions

Main Circuit Capacity - 1 Rigid Stranded Conductor per Screw Clamp	.2 – 4 mm ²
Wire Stripping Length	10 mm[.393 in]
Main Circuit Capacity - 1 Flexible Conductor per Spring Clamp	.22 – 2.5 mm ²
Tool Size	3.5 mm[.138 in]
Product Depth	40.5 mm
Product Width	5 mm[.196 in]
Product Length	40.5 mm
Product Height	44.5 mm
Rated Cross Section	2.5 mm ²
Product Spacing	5 mm[.196 in]
Wire Size	2.5 mm ²

Usage Conditions

Storage Temperature Range	-55 – 110 °C[-67 – 230 °F]
Installation Temperature Range	-5 – 40 °C[23 – 104 °F]
Operating Temperature Range	-55 – 110 °C[-67 – 230 °F]

Operation/Application

Circuit Application	Signal
---------------------	--------

Industry Standards

IP Rating	IP20
-----------	------



UL Flammability Rating

UL 94V-0

Product Compliance

[For compliance documentation, visit the product page on TE.com>](#)

EU RoHS Directive 2011/65/EU	Compliant
EU ELV Directive 2000/53/EC	Not Yet Reviewed
China RoHS 2 Directive MIIT Order No 32, 2016	No Restricted Materials Above Threshold
EU REACH Regulation (EC) No. 1907/2006	Current ECHA Candidate List: JAN 2021 (211) Candidate List Declared Against: JUN 2020 (209) SVHC > Threshold: Not Yet Reviewed
Halogen Content	Not Yet Reviewed for halogen content
Solder Process Capability	Not reviewed for solder process capability

Product Compliance Disclaimer


This information is provided based on reasonable inquiry of our suppliers and represents our current actual knowledge based on the information they provided. This information is subject to change. The part numbers that TE has identified as EU RoHS compliant have a maximum concentration of 0.1% by weight in homogenous materials for lead, hexavalent chromium, mercury, PBB, PBDE, DBP, BBP, DEHP, DIBP, and 0.01% for cadmium, or qualify for an exemption to these limits as defined in the Annexes of Directive 2011/65/EU (RoHS2). Finished electrical and electronic equipment products will be CE marked as required by Directive 2011/65/EU. Components may not be CE marked. Additionally, the part numbers that TE has identified as EU ELV compliant have a maximum concentration of 0.1% by weight in homogenous materials for lead, hexavalent chromium, and mercury, and 0.01% for cadmium, or qualify for an exemption to these limits as defined in the Annexes of Directive 2000/53/EC (ELV). Regarding the REACH Regulation, the information TE provides on SVHC in articles for this part number is based on the latest European Chemicals Agency (ECHA) 'Guidance on requirements for substances in articles' posted at this URL: <https://echa.europa.eu/guidance-documents/guidance-on-reach>

Compatible Parts


 <p>TE Part # 1SNA103890R2100 RC510-YL</p>	 <p>TE Part # 1SNA113542R1000 PC5-2</p>	 <p>TE Part # 1SNA113544R1200 PC5-10</p>	 <p>TE Part # 1SNA114825R0500 SCFM6</p>
---	---	---	--




TE Part # 1SNA116728R2500
SCMA5




TE Part # 1SNA230000R1200
RC55




TE Part # 1SNA231000R0700
RC510




TE Part # 1SNA007865R2600
FC2




TE Part # 1SNA113550R2400
EIP




TE Part # 1SNA116795R1100
SCFCV1-2




TE Part # 1SNA118368R1600
FEM6




TE Part # 1SNA118707R0300
SCF6




TE Part # 1SNA163046R2400
AL2




TE Part # 1SNA173627R2100
EL6




TE Part # 1SNA176278R1600
BJMI5-2




TE Part # 1SNA176279R1700
BJMI5-3




TE Part # 1SNA176280R0500
BJMI5-4



TE Part # 1SNA176281R2200
BJMI5-5



TE Part # 1SNA176282R2300
BJMI5-10



TE Part # 1SNA176816R1200
CPV1-2

Customers Also Bought



TE Part #2007135-1
SFP+ 1x4 Cage Assembly w/ EMI
gasket



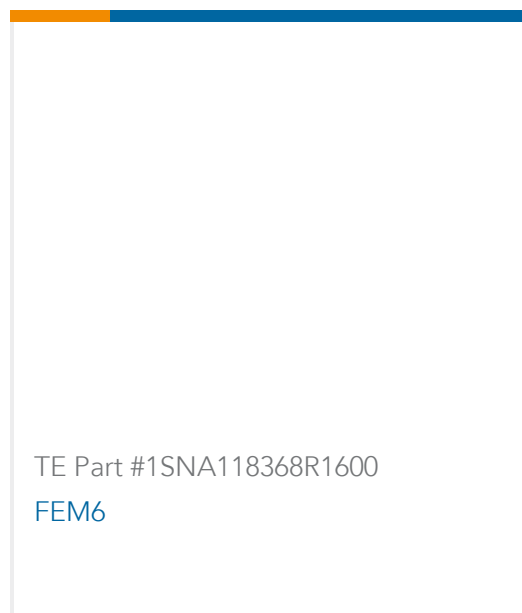
TE Part #1SNK900001R0000
BAM4



TE Part #2-1879355-1
RR03 5% 30K AMMO



TE Part #1059410-1
4504 7941 00



Documents

CAD Files

3D PDF

3D

Customer View Model

[ENG_CVM_CVM_1SNA195486R0400_A.2d_dxf.zip](#)

English

Customer View Model

[ENG_CVM_CVM_1SNA195486R0400_A.3d_igs.zip](#)

English

Customer View Model

[ENG_CVM_CVM_1SNA195486R0400_A.3d_stp.zip](#)

English

By downloading the CAD file I accept and agree to the [Terms and Conditions](#) of use.

Datasheets & Catalog Pages

[MA2.5/5.V0](#)

English

[ENTRELEC Terminal Blocks Catalogue \(RUS\)](#)