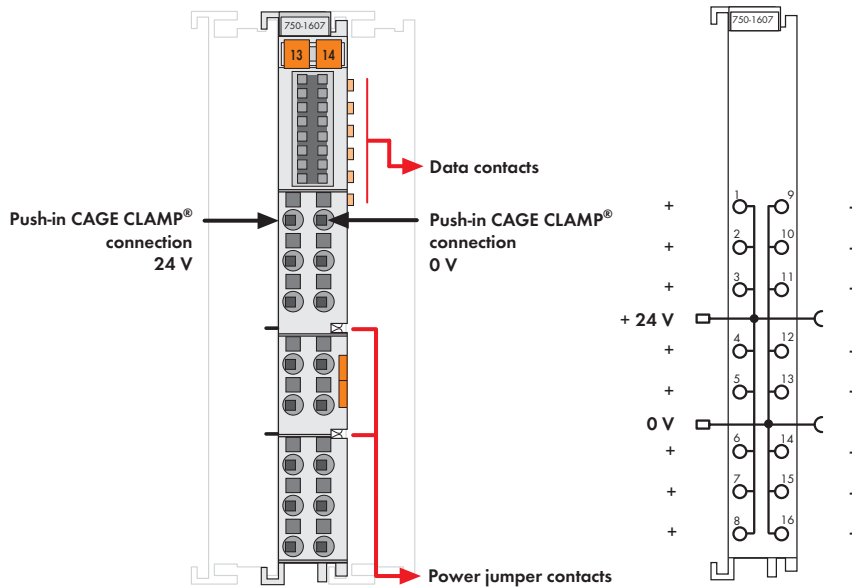


# Field Side Connection Module 8+/8-

24 V / 0 V DC





The field side connection module provides 24 V and 0 V power for the inputs and outputs of the 8-channel input/output module 750-1506 (also suitable for 8-channel I/O modules, 1-wire connection) eliminating external terminal blocks.

The 24V supply and 0V potential are derived from the internal power jumper contacts of an adjacent upstream I/O module. A connection of the potentials to the downstream I/O modules is made automatically via the power jumper contacts when snapping the I/O modules together.

The 24 V and 0 V power is available to all eight filed side Push-in CAGE CLAMP® connections.

210-719 operating tool (2.5mm blade) is required to open the Push-in CAGE CLAMP®.

Description	Item No.	Pack. Unit
<b>Field Side Connection 8+/8-</b>	<b>750-1607</b>	<b>1</b>
<b>Accessories</b>		
<b>Miniature WSB Quick marking system</b>		
 plain	<b>248-501</b>	5
with marking	see Section 1.1	
<b>Operating tool, with partially insulated shaft, type 1, blade (2.5 x 0.4) mm</b>	<b>210-719</b>	50
<b>Approvals</b>		
Conformity marking	CE	
Korea Certification		
Marine applications	ABS, BV, DNV, GL, KR, LR, NKK, PRS, RINA	
UL 508	Class I, Div. 2, Grp. ABCD, T4	
ANSI/ISA 12.12.01	I M2 Ex d I Mb,	
TÜV 07 ATEX 554086 X	II 3 G Ex nA IIC T4 Gc,	
	II 3 D Ex tc IIIC T135°C Dc	
IECEx TUN 09.0001 X	Ex d I Mb,	
	Ex nA IIC T4 Gc,	
	Ex tc IIIC T135°C Dc	

Technical Data	
Voltage via power jumper contacts (max.)	24 V DC
Current via power jumper contacts (max.)	10 A DC
Wire connection	Push-in CAGE CLAMP®
Cross sections	solid: 0.08 mm <sup>2</sup> ... 1.5 mm <sup>2</sup> / AWG 28 ... 16 fine-stranded: 0.25 mm <sup>2</sup> ... 1.5 mm <sup>2</sup> / AWG 22 ... 16
Strip lengths	8 ... 9 mm / 0.33 in
Width	12 mm
Weight	48 g
EMC immunity of interference	acc. to EN 61000-6-2, marine applications
EMC emission of interference	acc. to EN 61000-6-3, marine applications