

Bussmann series NSD BS88 Offset blade tags



Product description

Eaton's Bussmann series range of British standard F1 fuse links is specifically designed for the protection of general industrial applications e.g. power distribution and cable protection.

Standard features

- Good peak let-through current limitation
- 1:1:6 Selective coordination ratio between "minor" and "major" fuse
- Power loss values well within the limits of IEC 60269

Catalogue symbol:

- NSD(Amps)

Technical data:

- Rated voltage: 550 V a.c. (gG) / 415 V a.c. (gM)
- Rated current: 2 to 32 A
- Breaking capacity: 80 kA
- Class of operation: gG and gM
- Size: F1

Standards/Approvals:

- BS88
- IEC 60269
- Suitable for use in RoHS compliant applications

Fuse holders (ordered separately)

- Sefeloc 32NNS range
- Safeclip SC32 range

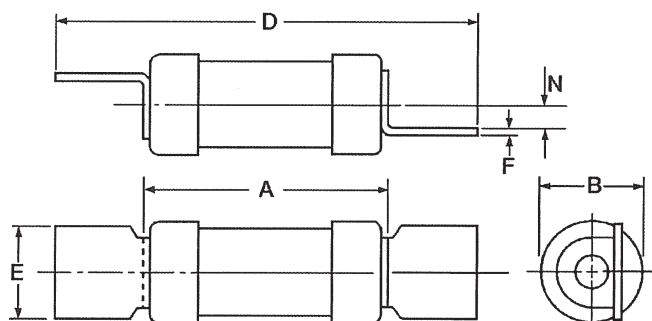
Packaging:

- MOQ 20

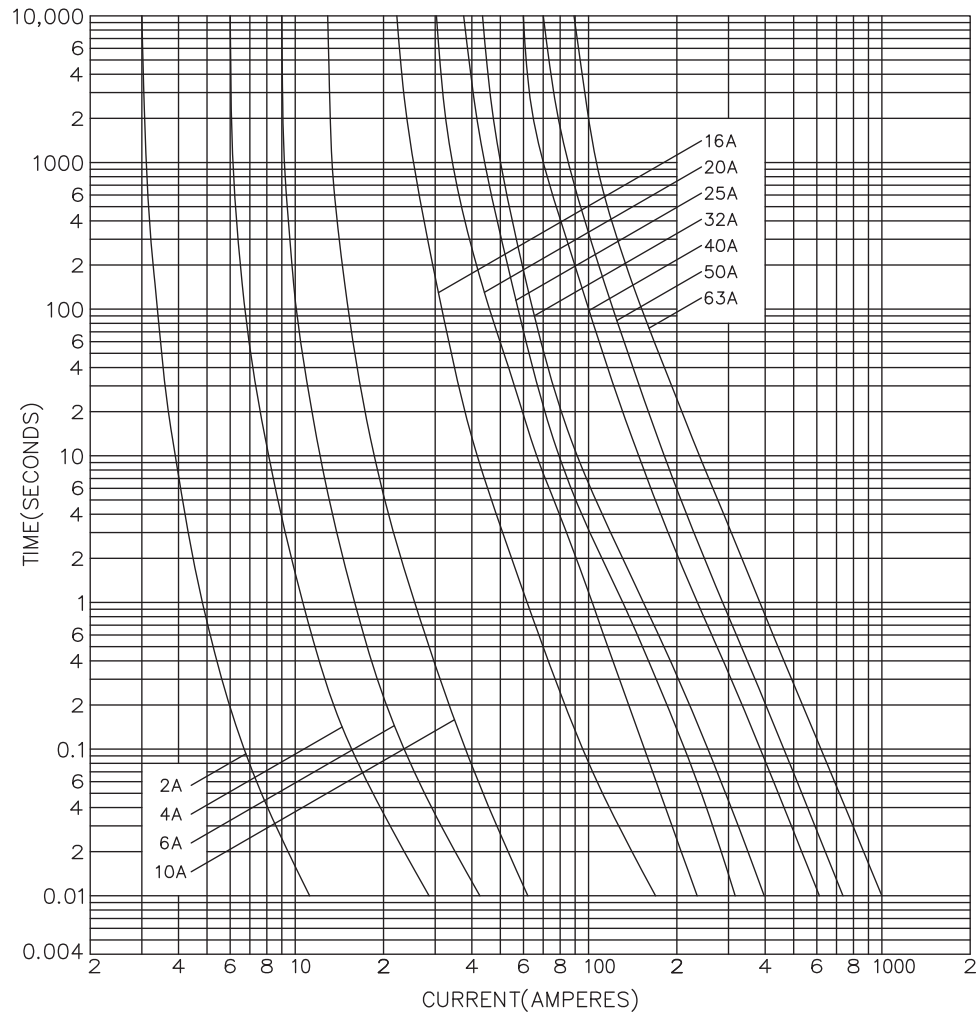
Table 1. Technical data

Part number	Rated voltage	Rated current (Amps)	Energy integrals I ² t (A ² S)		Watts loss	Dimensions (mm)						Product class	Weight
			Pre-arcing	Total at 415 V a.c.		W	A	B	D	E	F		
NSD2	550 V a.c.	2	1.3	4.6	0.9	34.5	13.8	59.5	12.7	0.8	3.5	gG	15g
NSD4	550 V a.c.	4	8	27	1.4	34.5	13.8	59.5	12.7	0.8	3.5	gG	15g
NSD6	550 V a.c.	6	29	100	1.8	34.5	13.8	59.5	12.7	0.8	3.5	gG	15g
NSD10	550 V a.c.	10	120	400	2.1	34.5	13.8	59.5	12.7	0.8	3.5	gG	15g
NSD16	550 V a.c.	16	120	470	1.8	34.5	13.8	59.5	12.7	0.8	3.5	gG	15g
NSD20	550 V a.c.	20	260	1070	1.8	34.5	13.8	59.5	12.7	0.8	3.5	gG	15g
NSD25	550 V a.c.	25	560	2300	2	34.5	13.8	59.5	12.7	0.8	3.5	gG	15g
NSD32	550 V a.c.	32	710	3000	2.9	34.5	13.8	59.5	12.7	0.8	3.5	gG	15g
NSD20M25	415 V a.c.	20M25	570	2350	1.2	34.5	13.8	59.5	12.7	0.8	3.5	gM	15g
NSD20M32	415 V a.c.	20M32	770	3000	0.95	34.5	13.8	59.5	12.7	0.8	3.5	gM	15g
NSD20M36	415 V a.c.	20M36	1150	5000	0.88	34.5	17.4	58.2	12.7	0.8	3.5	gM	25g
NSD32M36	415 V a.c.	32M36	1150	5000	2.4	34.5	17.4	58.2	12.7	0.8	3.5	gM	25g
NSD32M40	415 V a.c.	32M40	1500	6000	1.9	34.5	17.4	58.2	12.7	0.8	3.5	gM	25g
NSD32M50	415 V a.c.	32M50	2700	8700	1.4	34.5	17.4	58.2	12.7	0.8	3.5	gM	25g
NSD32M63	415 V a.c.	32M63	5000	13550	1	34.5	17.4	58.2	12.7	0.8	3.5	gM	25g

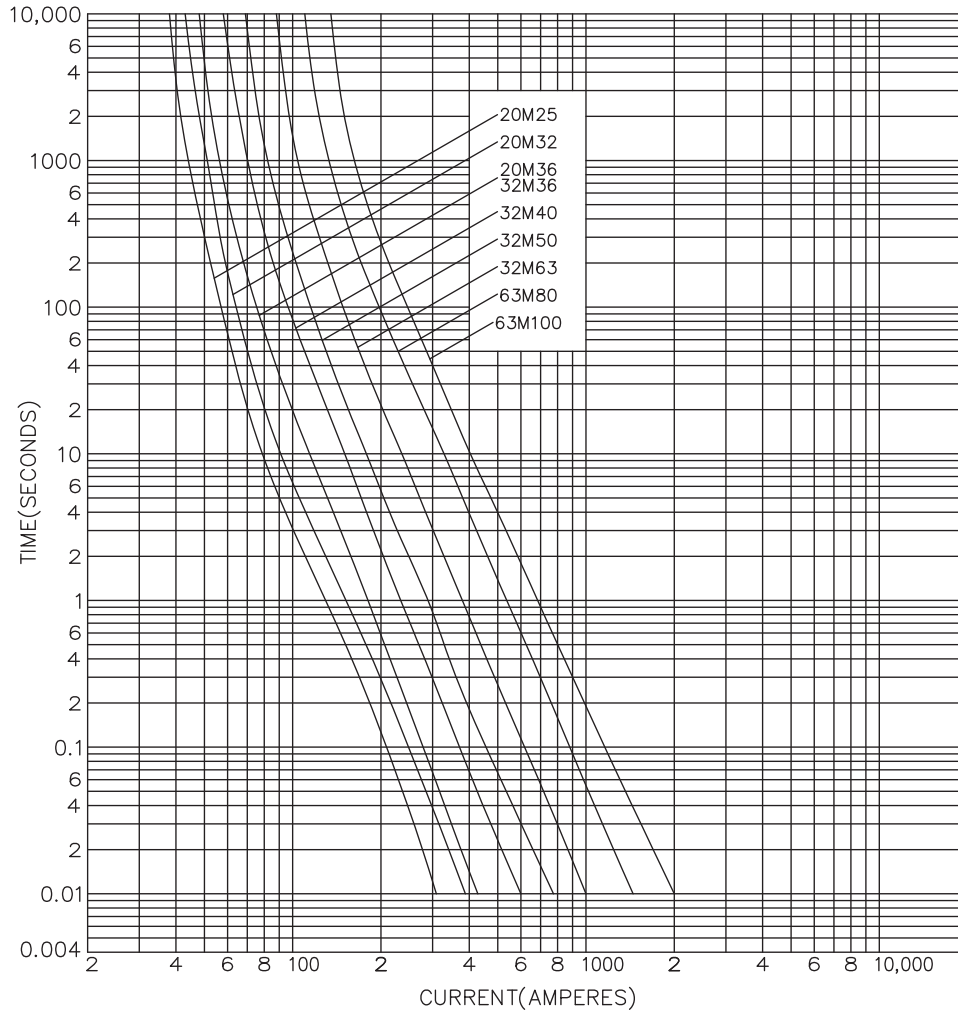
Outline drawing



Time current curve - NSD gG, 2 to 32 A only



Time current curve - NSD gM, 20M25 to 32M63 only



Changes to the products, to the information contained in this document, and to prices are reserved; so are errors and omissions. Only order confirmations and technical documentation by Eaton is binding. Photos and pictures also do not warrant a specific layout or functionality. Their use in whatever form is subject to prior approval by Eaton. The same applies to Trademarks (especially Eaton, Moeller, and Cutler-Hammer). The Terms and Conditions of Eaton apply, as referenced on Eaton Internet pages and Eaton order confirmations.

Eaton
 EMEA Headquarters
 Route de la Longeraie 7
 1110 Morges, Switzerland
 Eaton.eu

© 2015 Eaton
 All Rights Reserved
 Publication No. 4100
 June 2015