

D-SERIES DRM
DRM570524LT

Weidmüller Interface GmbH & Co. KG
 Klingenbergstraße 16
 D-32758 Detmold
 Germany
 Fon: +49 5231 1429-0
 Fax: +49 5231 14292083
 www.weidmueller.com



Relay from the D-SERIES DRM.

- 2 or 4 CO contacts
- Compact design
- Wide range of coil voltages
- Optional test button (AC red, DC blue)
- Optional with integrated status display (AC red, DC green)
and/or free-wheel diode

General ordering data

Type	DRM570524LT
Order No.	7760056101
Version	D-SERIES DRM, Relay, No. of contacts: 4, CO contact with test button, AgNi 0,15 µm Au, Rated control voltage: 24 V AC, Continuous current: 5 A, Plug-in connection
GTIN (EAN)	4032248855636
Qty.	20 pc(s).

D-SERIES DRM
DRM570524LT

Weidmüller Interface GmbH & Co. KG
 Klingenbergstraße 16
 D-32758 Detmold
 Germany
 Fon: +49 5231 1429-0
 Fax: +49 5231 14292083
 www.weidmueller.com

Technical data**Dimensions and weights**

Width	21 mm	Width (inches)	0.827 inch
Height	27.4 mm	Height (inches)	1.079 inch
Depth	35.7 mm	Depth (inches)	1.406 inch
Net weight	36.05 g		

Temperatures

Humidity	35...85 % rel. humidity, no condensation	Operating temperature	-40 °C...55 °C
Storage temperature	-40 °C...70 °C		

Input

Rated control voltage	24 V AC	Rated current AC	62.4 mA (50 Hz), 52.2 mA (60 Hz)
Power rating	1.0...1.2VA (60HZ)	Pull-in/drop-out voltage, typ.	19.2 V / 7.2 V AC
Coil resistance	160 Ω ± 10 %	Status indicator	red LED

Output

Rated switching voltage	250 V AC	Max. switching voltage, AC	250 V
Continuous current	5 A	Inrush current	10 A / 50 ms
AC switching capacity (resistive), max.	1250 VA	DC switching capacity (resistive), max.	120 W @ 24 V
Switch-on delay	< 20 ms	Switch-off delay	< 20 ms
Min. switching power	10 mA @ 12 V, 100 mA @ 5 V	Max. switching frequency at rated load	0.1 Hz

Contact data

Contact type	4 CO contact with test button (AgNi 0,15 µm Au)	Contact resistance	≤ 50 mΩ
Mechanical service life	20 x 10 ⁶ switching cycles		

General data

Test button	Yes	UL 94 flammability rating	V-0
-------------	-----	---------------------------	-----

Insulation coordination

Rated voltage	250 V	Creepage and clearance distance input – output	≥ 5.5 mm
Dielectric strength input – output	1.8 kV _{eff} / 1 min.	Dielectric strength of neighbouring contacts	1 kV _{eff} / 1 min
Dielectric strength of open contact	1 kV _{eff} / 1 min	Impulse withstand voltage	6 kV (1.2/50 µs)
Protection degree	IP20	Pollution severity	2
Surge voltage category	III		

Further details of approvals / standards

Standards	IEC 61810-1, EN 60664-1:2007, EN 61000-6-2:2005, EN 61000-6-4:2007 + A1:2011, UL 508	Certificate No. (cURus)	E312083
-----------	--	-------------------------	---------

Data sheet

**D-SERIES DRM
DRM570524LT**

Weidmüller Interface GmbH & Co. KG
 Klingenbergstraße 16
 D-32758 Detmold
 Germany
 Fon: +49 5231 1429-0
 Fax: +49 5231 14292083
 www.weidmueller.com

Technical data

Connection data

Wire connection method Plug-in connection

Classifications

ETIM 3.0	EC001437	ETIM 5.0	EC001437
ETIM 6.0	EC001437	eClass 6.2	27-37-16-01
eClass 7.1	27-37-16-01	eClass 8.1	27-37-16-01
eClass 9.0	27-37-16-01	eClass 9.1	27-37-16-01

Approvals

Approvals



ROHS Conform

Downloads

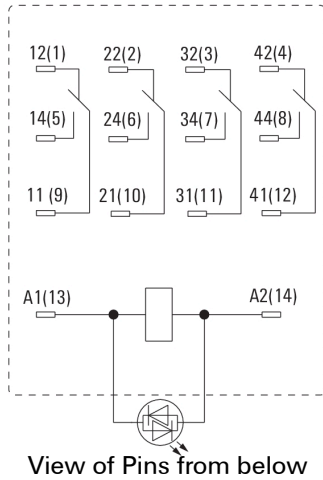
Approval/Certificate/Document of
 Conformity [DE_PA_5600_160310_001.pdf](#)
 Engineering Data [EPLAN_WSCAD](#)

D-SERIES DRM
DRM570524LT

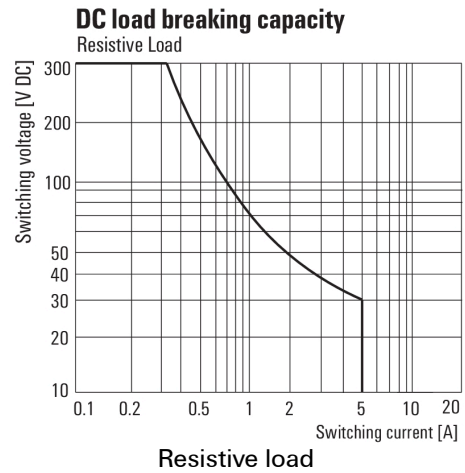
Weidmüller Interface GmbH & Co. KG
Klingenbergstraße 16
D-32758 Detmold
Germany
Fon: +49 5231 1429-0
Fax: +49 5231 14292083
www.weidmueller.com

Drawings

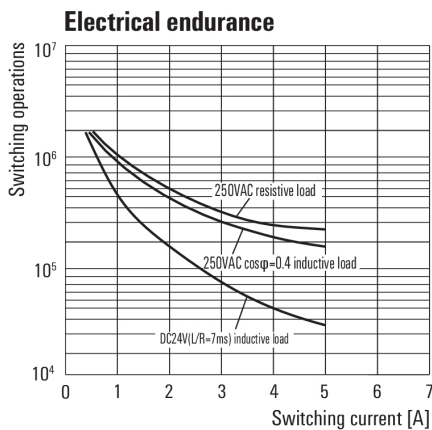
Wiring diagram



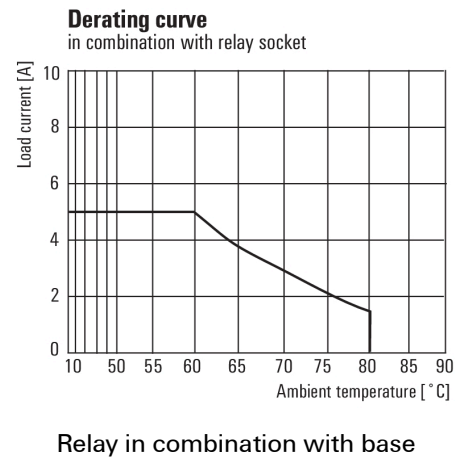
DC load limit curve



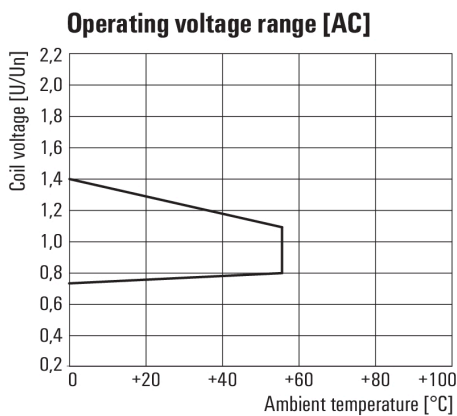
Electrical service life



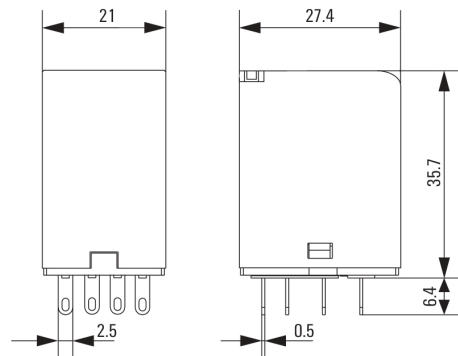
Derating curve



AC operational voltage range



Dimensioned drawing



Data sheet

**D-SERIES DRM
DRM570524LT**

Weidmüller Interface GmbH & Co. KG
 Klingenbergstraße 16
 D-32758 Detmold
 Germany
 Fon: +49 5231 1429-0
 Fax: +49 5231 14292083
 www.weidmueller.com

Drawings

Type codes

Type code		DRM					
Type	DRM						
Type of construction	570	4 change over contact					
Coil voltage	012	12 V DC	524	24 V AC			
	024	24 V DC	548	48 V AC			
	048	48 V DC	615	115 V AC			
	110	110 V DC	730	230 V AC			
	220	220 V DC					
LED	L (Red for AC coil; green for DC coil)						
Test lever	T (Red for AC coil; green for DC coil)						
Free wheeling diode	D						