

# LUCB18FU

advanced control unit LUCB - class 10 - 4.5...18 A  
- 110...220 V DC/AC



## Main

Range of product	TeSys U
Range	TeSys
Product name	TeSys U
Device short name	LUCB
Product or component type	Advanced control unit
Product specific application	Basic protection and advanced functions, communication
Product compatibility	LUFW10 LUFDA01 LUFDA10 LUFV2 LUFN.. LUFCD0 LUFDH11
Utilisation category	AC-43 AC-41 AC-44
Motor power kW	9 kW at 500 V AC 50/60 Hz 15 kW at 690 V AC 50/60 Hz 7.5 kW at 400...440 V AC 50/60 Hz
Thermal protection adjustment range	4.5...18 A
Control circuit voltage	110...220 V DC 110...240 V AC
Overload tripping class	Class 10 - frequency limit: 40...60 Hz - temperature compensation: -25...70 °C - conforming to UL 508 Class 10 - frequency limit: 40...60 Hz - temperature compensation: -25...70 °C - conforming to IEC 60947-6-2

## Complementary

Function available	Protection against overload and short-circuit Earth fault protection Protection against phase failure and phase imbalance Manual reset
--------------------	---




Mounting mode	Plug-in
Mounting location	Front side
Control circuit voltage limits	88...242 V for DC circuit 110...220 V in operation 88...264 V for AC circuit 110...240 V in operation
Typical current consumption	280 mA at 110...240 V AC I maximum while closing with LUB12 280 mA at 110...240 V AC I maximum while closing with LUB32 25 mA at 110...240 V AC I rms sealed with LUB12 280 mA at 110...220 V DC I maximum while closing with LUB32 35 mA at 110...220 V DC I rms sealed with LUB12 25 mA at 110...240 V AC I rms sealed with LUB32 280 mA at 110...220 V DC I maximum while closing with LUB12 35 mA at 110...220 V DC I rms sealed with LUB32
Operating time	35 ms opening with LUB32 for control circuit 35 ms opening with LUB12 for control circuit 50 ms closing with LUB32 for control circuit 50 ms closing with LUB12 for control circuit
Load type	3-phase motor - cooling: self-cooled
Tripping threshold	14.2 x I <sub>r</sub> +/- 20 %
[Ui] rated insulation voltage	600 V conforming to UL 508 690 V conforming to IEC 60947-1 600 V conforming to CSA C22.2 No 14
[Uimp] rated impulse withstand voltage	6 kV conforming to IEC 60947-6-2
Safe separation of circuit	400 V SELV between the control or auxiliary circuit and the main circuit conforming to IEC 60947-1 400 V SELV between the control and auxiliary circuits conforming to IEC 60947-1
Compatibility code	LUCB

## Environment

Heat dissipation	3 W for control circuit with LUB32
Immunity to microbreaks	3 ms
Immunity to voltage dips	70 % 500 ms conforming to IEC 61000-4-11
Standards	UL 508 type E with phase barrier IEC 60947-6-2 EN 60947-6-2 CSA C22.2 No 14 type E
Product certifications	ABS GL CCC CSA ATEX LROS (Lloyds register of shipping) BV UL GOST DNV ASEFA
IP degree of protection	IP40 front panel outside connection zone conforming to IEC 60947-1 IP20 front panel and wired terminals conforming to IEC 60947-1 IP20 other faces conforming to IEC 60947-1
Protective treatment	TH conforming to IEC 60068
Ambient air temperature for operation	-25...70 °C
Ambient air temperature for storage	-40...85 °C
Operating altitude	2000 m
Fire resistance	960 °C parts supporting live components conforming to IEC 60695-2-12 650 °C conforming to IEC 60695-2-12
Shock resistance	10 gn power poles open conforming to IEC 60068-2-27 15 gn power poles closed conforming to IEC 60068-2-27
Vibration resistance	4 gn 5...300 Hz power poles closed conforming to IEC 60068-2-6 2 gn 5...300 Hz power poles open conforming to IEC 60068-2-6
Resistance to electrostatic discharge	8 kV level 4 on contact conforming to IEC 61000-4-2 8 kV level 3 in open air conforming to IEC 61000-4-2
Non-dissipating shock wave	1 kV serial mode conforming to IEC 60947-6-2 2 kV common mode conforming to IEC 60947-6-2
Resistance to radiated fields	10 V/m 3 conforming to IEC 61000-4-3

Resistance to fast transients	4 kV class 4 all circuits except for serial link conforming to IEC 61000-4-4 2 kV class 3 serial link conforming to IEC 61000-4-4
Immunity to radioelectric fields	10 V conforming to IEC 61000-4-6

### Offer Sustainability

Sustainable offer status	Green Premium product
RoHS (date code: YYWW)	Compliant - since 1015 - Schneider Electric declaration of conformity <a href="#"> Schneider Electric declaration of conformity</a>
REACH	Reference not containing SVHC above the threshold <a href="#">Reference not containing SVHC above the threshold</a>
Product environmental profile	Available <a href="#"> End of life manual</a>
Product end of life instructions	Available <a href="#"> End of life manual</a>

### Contractual warranty

Warranty period	18 months
-----------------	-----------