

LUCB18BL

advanced control unit LUCB - class 10 - 4.5...18 A
- 24 V DC



Main

Range of product	TeSys U
Range	TeSys
Product name	TeSys U
Device short name	LUCB
Product or component type	Advanced control unit
Product specific application	Basic protection and advanced functions, communication
Product compatibility	LUFDA01 LULC07 LUFW10 LULC033 LUFN.. ASILUFC51 LULC09 LULC08 LUFDH11 LULC031 LUFV2 ASILUFC5 LUFC00 LUFDA10 LULC15
Utilisation category	AC-41 AC-44 AC-43
Motor power kW	15 kW at 690 V AC 50/60 Hz 9 kW at 500 V AC 50/60 Hz 7.5 kW at 400...440 V AC 50/60 Hz
Thermal protection adjustment range	4.5...18 A
Control circuit voltage	24 V DC
Overload tripping class	Class 10 - frequency limit: 40...60 Hz - temperature compensation: -25...70 °C - conforming to UL 508 Class 10 - frequency limit: 40...60 Hz - temperature compensation: -25...70 °C - conforming to IEC 60947-6-2

Complementary




Function available	Earth fault protection Protection against phase failure and phase imbalance Manual reset Protection against overload and short-circuit
Mounting mode	Plug-in
Mounting location	Front side
Control circuit voltage limits	20...27 V for DC circuit 24 V in operation
Typical current consumption	130 mA at 24 V DC I maximum while closing with LUB12 60 mA at 24 V DC I rms sealed with LUB12 220 mA at 24 V DC I maximum while closing with LUB32 80 mA at 24 V DC I rms sealed with LUB32
Operating time	35 ms opening with LUB12 for control circuit 70 ms closing with LUB32 for control circuit 35 ms opening with LUB32 for control circuit 70 ms closing with LUB12 for control circuit
Load type	3-phase motor - cooling: self-cooled
Tripping threshold	14.2 x I _r +/- 20 %
[Ui] rated insulation voltage	690 V conforming to IEC 60947-1 600 V conforming to UL 508 600 V conforming to CSA C22.2 No 14
[Uimp] rated impulse withstand voltage	6 kV conforming to IEC 60947-6-2
Safe separation of circuit	400 V SELV between the control and auxiliary circuits conforming to IEC 60947-1 400 V SELV between the control or auxiliary circuit and the main circuit conforming to IEC 60947-1
Compatibility code	LUCB

Environment

Heat dissipation	3 W for control circuit with LUB32
Immunity to microbreaks	3 ms
Immunity to voltage dips	70 % 500 ms conforming to IEC 61000-4-11
Standards	IEC 60947-6-2 EN 60947-6-2 CSA C22.2 No 14 type E UL 508 type E with phase barrier
Product certifications	LROS (Lloyds register of shipping) CSA UL GL DNV GOST ABS ATEX BV CCC ASEFA
IP degree of protection	IP20 front panel and wired terminals conforming to IEC 60947-1 IP40 front panel outside connection zone conforming to IEC 60947-1 IP20 other faces conforming to IEC 60947-1
Protective treatment	TH conforming to IEC 60068
Ambient air temperature for operation	-25...70 °C
Ambient air temperature for storage	-40...85 °C
Operating altitude	2000 m
Fire resistance	650 °C conforming to IEC 60695-2-12 960 °C parts supporting live components conforming to IEC 60695-2-12
Shock resistance	10 gn power poles open conforming to IEC 60068-2-27 15 gn power poles closed conforming to IEC 60068-2-27
Vibration resistance	2 gn 5...300 Hz power poles open conforming to IEC 60068-2-6 4 gn 5...300 Hz power poles closed conforming to IEC 60068-2-6
Resistance to electrostatic discharge	8 kV level 3 in open air conforming to IEC 61000-4-2 8 kV level 4 on contact conforming to IEC 61000-4-2

Resistance to radiated fields	10 V/m 3 conforming to IEC 61000-4-3
Resistance to fast transients	2 kV class 3 serial link conforming to IEC 61000-4-4 4 kV class 4 all circuits except for serial link conforming to IEC 61000-4-4
Immunity to radioelectric fields	10 V conforming to IEC 61000-4-6

Offer Sustainability

Sustainable offer status	Green Premium product
RoHS (date code: YYWW)	Compliant - since 1015 - Schneider Electric declaration of conformity  Schneider Electric declaration of conformity
REACH	Reference not containing SVHC above the threshold Reference not containing SVHC above the threshold
Product environmental profile	Available  End of life manual
Product end of life instructions	Available  End of life manual

Contractual warranty

Warranty period	18 months
-----------------	-----------