

LUCA1XBL

standard control unit LUCA - class 10 - 0.35...1.4 A - 24 V DC



Main

| | |
|-------------------------------------|---|
| Range of product | TeSys U |
| Range | TeSys |
| Product name | TeSys U |
| Device short name | LUCA |
| Product or component type | Standard control unit |
| Product specific application | Basic protection requirements for motor starters: overload and short-circuit |
| Product compatibility | LUFN.. ASILUFC51 ASILUFC5 LUF000 |
| Utilisation category | AC-41 AC-44 AC-43 |
| Motor power kW | 0.25 kW at 400...440 V AC 50/60 Hz |
| Thermal protection adjustment range | 0.35...1.4 A |
| Control circuit voltage | 24 V DC |
| Overload tripping class | Class 10 - frequency limit: 40...60 Hz - temperature compensation: -25...70 °C - conforming to IEC 60947-6-2 Class 10 - frequency limit: 40...60 Hz - temperature compensation: -25...70 °C - conforming to UL 508 |

Complementary


| | |
|--------------------------------|---|
| Function available | Manual reset Protection against overload and short-circuit Earth fault protection Protection against phase failure and phase imbalance |
| Mounting mode | Plug-in |
| Mounting location | Front side |
| Control circuit voltage limits | 20...27 V for DC circuit 24 V in operation |
| Typical current consumption | 80 mA at 24 V DC I rms sealed with LUB32 60 mA at 24 V DC I rms sealed with LUB12 |



| | |
|---|--|
| | 220 mA at 24 V DC I maximum while closing with LUB32 130 mA at 24 V DC I maximum while closing with LUB12 |
| Operating time | 35 ms opening with LUB32 for control circuit 70 ms closing with LUB12 for control circuit 35 ms opening with LUB12 for control circuit 70 ms closing with LUB32 for control circuit |
| Load type | 3-phase motor - cooling: self-cooled |
| Tripping threshold | 14.2 x I _r +/- 20 % |
| [U _i] rated insulation voltage | 600 V conforming to CSA C22.2 No 14 600 V conforming to UL 508 690 V conforming to IEC 60947-1 |
| [U _{imp}] rated impulse withstand voltage | 6 kV conforming to IEC 60947-6-2 |
| Safe separation of circuit | 400 V SELV between the control and auxiliary circuits conforming to IEC 60947-1 400 V SELV between the control or auxiliary circuit and the main circuit conforming to IEC 60947-1 |
| Product weight | 0.135 kg |
| Compatibility code | LUCA |

Environment

| | |
|---------------------------------------|--|
| Heat dissipation | 2 W for control circuit with LUB12 3 W for control circuit with LUB32 |
| Immunity to microbreaks | 3 ms |
| Immunity to voltage dips | 70 % 500 ms conforming to IEC 61000-4-11 |
| Standards | UL 508 type E with phase barrier IEC 60947-6-2 EN 60947-6-2 CSA C22.2 No 14 type E |
| Product certifications | CSA ASEFA ATEX UL ABS GOST GL DNV LROS (Lloyds register of shipping) BV CCC |
| IP degree of protection | IP40 front panel outside connection zone conforming to IEC 60947-1 IP20 front panel and wired terminals conforming to IEC 60947-1 IP20 other faces conforming to IEC 60947-1 |
| Protective treatment | TH conforming to IEC 60068 |
| Ambient air temperature for operation | -25...70 °C |
| Ambient air temperature for storage | -40...85 °C |
| Operating altitude | 2000 m |
| Fire resistance | 650 °C conforming to IEC 60695-2-12 960 °C parts supporting live components conforming to IEC 60695-2-12 |
| Shock resistance | 15 gn power poles closed conforming to IEC 60068-2-27 10 gn power poles open conforming to IEC 60068-2-27 |
| Vibration resistance | 2 gn 5...300 Hz power poles open conforming to IEC 60068-2-6 4 gn 5...300 Hz power poles closed conforming to IEC 60068-2-6 |
| Resistance to electrostatic discharge | 8 kV level 3 in open air conforming to IEC 61000-4-2 8 kV level 4 on contact conforming to IEC 61000-4-2 |
| Resistance to radiated fields | 10 V/m 3 conforming to IEC 61000-4-3 |
| Resistance to fast transients | 4 kV class 4 all circuits except for serial link conforming to IEC 61000-4-4 2 kV class 3 serial link conforming to IEC 61000-4-4 |
| Immunity to radioelectric fields | 10 V conforming to IEC 61000-4-6 |

Offer Sustainability

| | |
|--------------------------|---|
| Sustainable offer status | Green Premium product |
| RoHS (date code: YYWW) | Compliant - since 1015 - Schneider Electric declaration of conformity  Schneider Electric declaration of conformity |

| | |
|----------------------------------|---|
| REACH | Reference not containing SVHC above the threshold Reference not containing SVHC above the threshold |
| Product environmental profile | Available  End of life manual |
| Product end of life instructions | Available  End of life manual |
| Contractual warranty | |
| Warranty period | 18 months |