

# 2-Channel Relay Output Module 230 VAC, 1.0 A

Isolated outputs; 2 changeover contacts

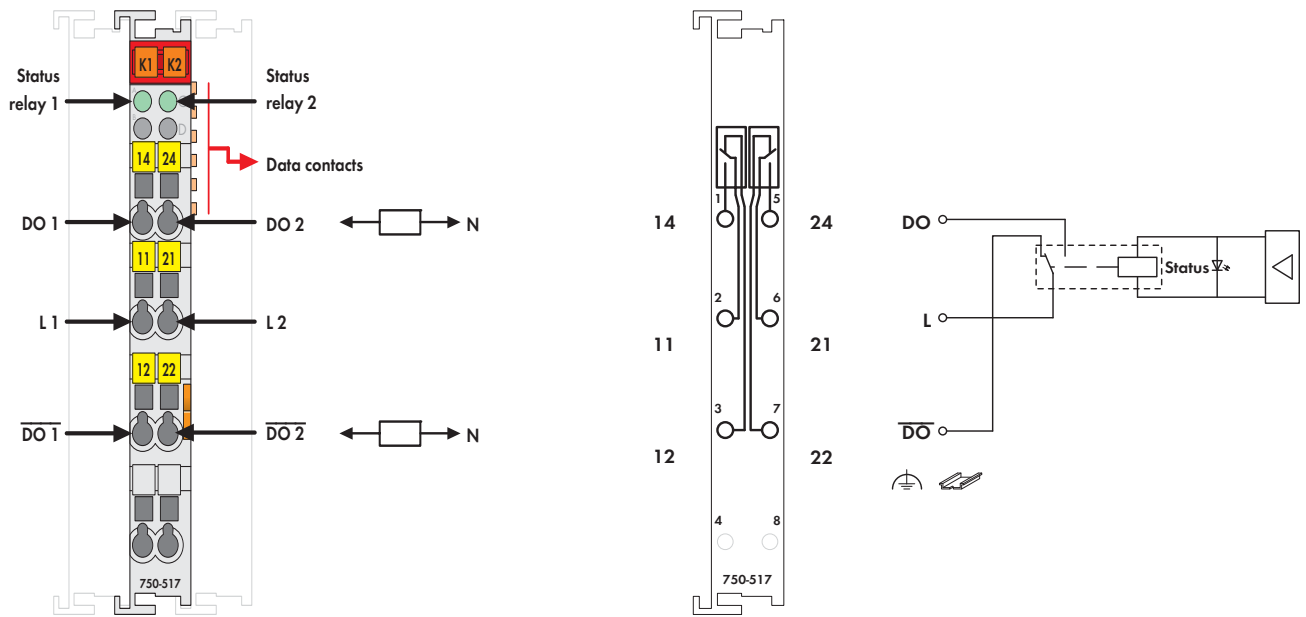





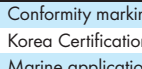

Fig. 750 Series  
Delivered without miniature WSB markers

Control signals are transmitted from the automation device to connected actuators via the digital output module.

The internal system voltage is used to trigger the relay.

The NO contacts are electrically isolated.

The switched status of the relay is shown by an LED.

Description	Item No.	Pack. Unit
2DO 230V AC 1.0A/ Relay 2CO/ Potential Free	750-517	1
2DO 230V AC 1.0A/ Relay 2CO/ Potential Free (without connector)	753-517	1
<b>Accessories</b>		
 753 Series Connectors	753-110	25
 Coding elements	753-150	100
<b>Miniature WSB Quick marking system</b>		
 plain	248-501	5
 with marking	see Section 1.1	
<b>Approvals</b>		
Conformity marking	CE	
Korea Certification		
Marine applications	ABS, BV, DNV, GL, KR, LR, NKK, PRS, RINA	
UL 508		
ANSI/ISA 12.12.01	Class I, Div. 2, Grp. ABCD, T4	
TÜV 07 ATEX 554086 X	I M2 Ex d I Mb, II 3 G Ex nA nC IIC T4 Gc, II 3 D Ex tc IIIC T135°C Dc	
IECEx TUN 09.0001 X	Ex d I Mb, Ex nA nC IIC T4 Gc, Ex tc IIIC T135°C Dc	

Technical Data	
No. of outputs	2 changeover contacts
Max. current consumption (internal)	90 mA
Max. switching voltage	250 V AC / 300 V DC
Min. switching current	100 mA / 12 V DC
Max. switching current	1A AC; 1 A at 40 V DC; 0.15 A at 300 V DC
Max. switching frequency	6/min (at nominal load)
Pull-in time (max.)	8 ms
Drop-out time (max.)	4 ms
Contact material	Silver alloy
Mechanical life (min.)	5 x 10 <sup>6</sup> switching operations
Electrical life (min.)	1 x 10 <sup>6</sup> switching operations (1 A / 250 V)
Isolation	1.5 kV eff. (field/system)*; * 2.5 kV rated surge voltage
Internal bit width	2 bits
Wire connection	CAGE CLAMP®
Cross sections	0.08 mm <sup>2</sup> ... 2.5 mm <sup>2</sup> / AWG 28 ... 14
Strip lengths, 750/753 Series	8 ... 9 mm / 0.33 in 9 ... 10 mm / 0.37 in
Width	12 mm
Weight	53.3 g
EMC immunity of interference	acc. to EN 61000-6-2, marine applications
EMC emission of interference	acc. to EN 61000-6-4, marine applications