

8-Channel Digital Input Module 24 V DC

1-conductor connection; high-side switching

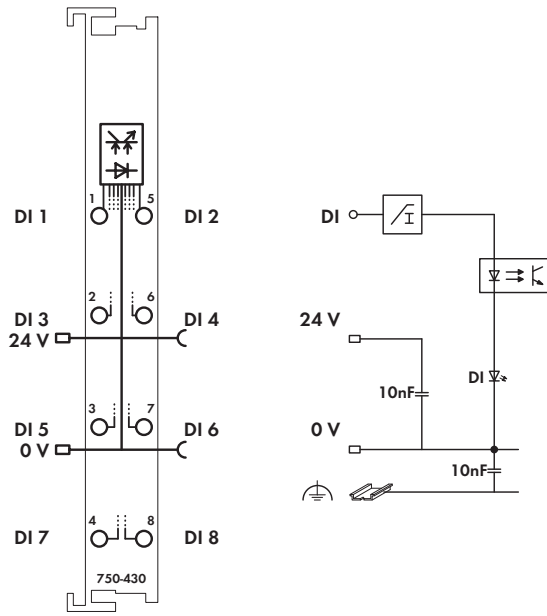
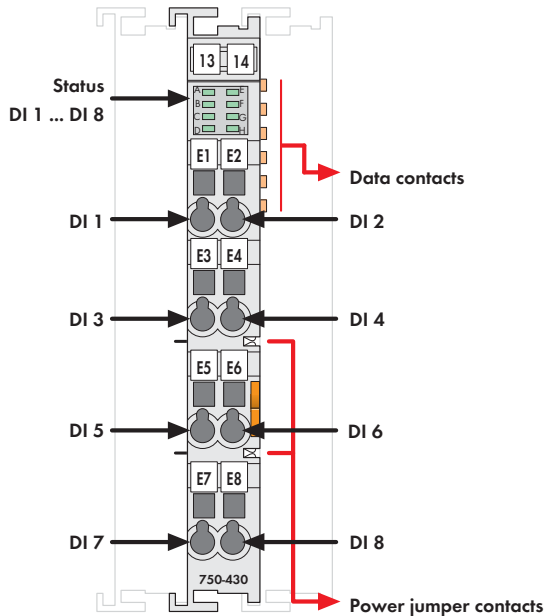





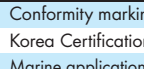





Fig. 750 Series
Delivered without miniature WSB markers

NOTE: Connection point marking (i.e., 1 ... 8) does not refer to channel assignment

The digital input module provides 8 channels at a width of just 12mm (0.47in.). It receives control signals from the digital field devices (sensors, etc.).

Each input module has a noise-rejection filter. This filter is available with different time constants.

Field and system levels are electrically isolated.

Description	Item No.	Pack. Unit
8DI 24V DC, 3.0ms	750-430	1
8DI 24V DC, 0.2ms	750-431	1
8DI 24V DC, 3.0ms/T	750-430/025-000	1
Extended temperature range: -20 °C ... +60 °C		
8DI 24V DC, 3.0ms (without connector)	753-430	1
8DI 24V DC, 0.2ms (without connector)	753-431	1
Accessories		
 753 Series Connectors	753-110	25
 Coding elements	753-150	100
Miniature WSB Quick marking system		
 plain	248-501	5
 with marking	see Section 11	
Approvals		
Conformity marking	CE	
Korea Certification		
Marine applications (versions upon request)	ABS, BV, DNV, GL, KR, LR, NKK, PRS, RINA	
 UL 508		
 ANSI/ISA 12.12.01	Class I, Div. 2, Grp. ABCD, T4	
 TÜV 12.1297 X (Brazil)	Ex nA IIC T4 Gc (750-43x)	
 TÜV 07 ATEX 554086 X	I M2 Ex d I Mb, II 3 G Ex nA IIC T4 Gc, II 3 D Ex tc IIIC T135°C Dc	
IECEX TUN 09.0001 X	Ex d I Mb, Ex nA IIC T4 Gc, Ex tc IIIC T135°C Dc	

Technical Data	
Number of inputs	8
Current consumption (internal)	17 mA
Voltage via power jumper contacts	24 V DC (-25 % ... +30 %)
Signal voltage (0)	-3 V ... +5 V DC
Signal voltage (1)	15 V ... 30 V DC
Input filter	3.0 ms (750-430 / 753-430) 0.2 ms (750-431 / 753-431)
Input current (typ.)	2.8 mA
Isolation	500 V system/supply
Internal bit width	8 bits
Wire connection	CAGE CLAMP®
Cross sections	0.08 mm² ... 2.5 mm² / AWG 28 ... 14
Strip lengths, 750/753 Series	8 ... 9 mm / 0.33 in 9 ... 10 mm / 0.37 in
Width	12 mm
Weight	48.5 g
EMC immunity of interference	acc. to EN 61000-6-2, marine applications
EMC emission of interference	acc. to EN 61000-6-4, marine applications