

2-Channel Digital Input Module 230 V AC

2- to 4-conductor connection; high-side switching

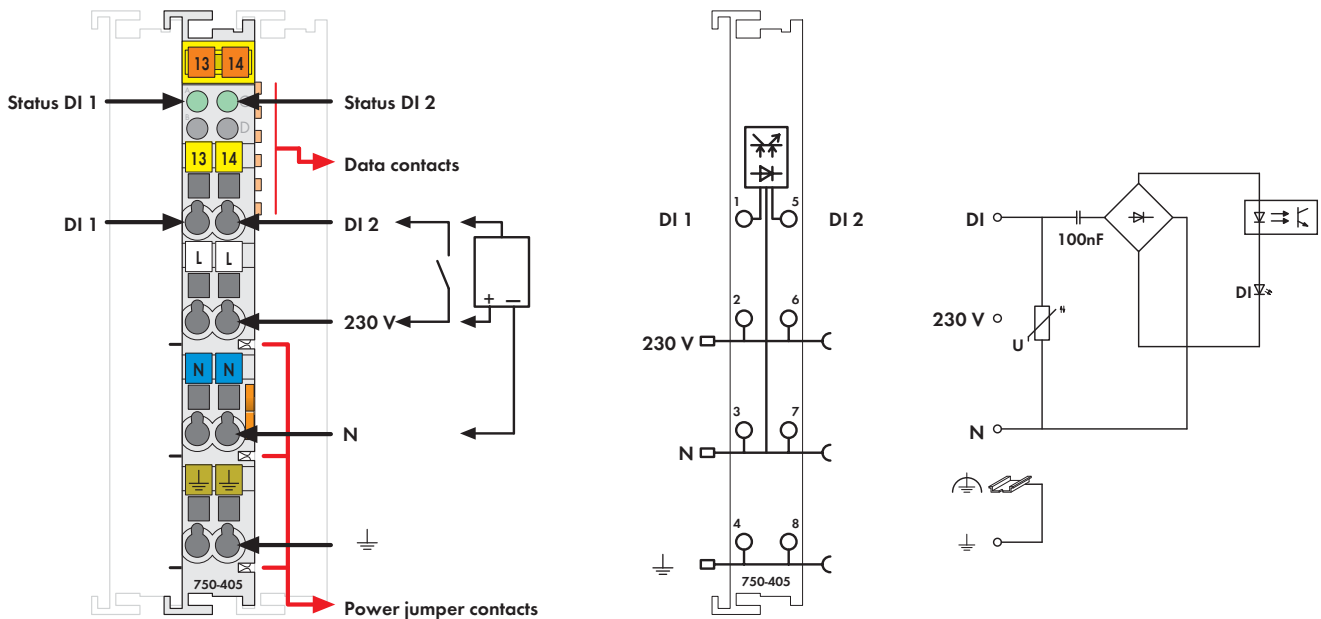










Fig. 750 Series
Delivered without miniature WSB markers

The digital input module receives control signal from the digital field devices (sensors, etc.).

Field and system levels are electrically isolated.

Notice:

An additional supply module must be added for operation with 230VAC!

Description	Item No.	Pack. Unit
2DI 230V AC	750-405	1
2DI 230V AC (without connector)	753-405	1
Accessories		
 753 Series Connectors	753-110	25
 Coding elements	753-150	100
Miniature WSB Quick marking system		
 plain	248-501	5
 with marking	see Section 11	
Approvals		
Conformity marking	CE	
Korea Certification		
Marine applications	ABS, BV, DNV, GL, KR, LR, NKK, PRS, RINA	
 UL 508		
 ANSI/ISA 12.12.01	Class I, Div. 2, Grp. ABCD, T4	
 TÜV 07 ATEX 554086 X	I M2 Ex d I Mb, II 3 G Ex nA IIC T4 Gc, II 3 D Ex tc IIIC T135°C Dc	
IECEX TUN 09.0001 X	Ex d I Mb, Ex nA IIC T4 Gc, Ex tc IIIC T135°C Dc	

Technical Data	
Number of inputs	2
Current consumption (internal)	2 mA
Voltage via power jumper contacts	230 V AC (-15 % ... +20 %); (± 20 % 1.5 s)
Signal voltage (0)	0 V ... 40 V AC
Signal voltage (1)	164 V AC ... 1.1 V _N
Input filter	10 ms
Input current (typ.)	6.5 mA
Input frequency	f (nominal) ± 10 % 50 Hz ± 10 % 60 Hz ± 10 %
Isolation	1.5 kV eff. (field/system)*; * 2.5 kV rated surge voltage
Internal bit width	2 bits
Wire connection	CAGE CLAMP®
Cross sections	0.08 mm ² ... 2.5 mm ² / AWG 28 ... 14
Strip lengths, 750/753 Series	8 ... 9 mm / 0.33 in 9 ... 10 mm / 0.37 in
Width	12 mm
Weight	48.7 g
EMC immunity of interference	acc. to EN 61000-6-2, marine applications
EMC emission of interference	acc. to EN 61000-6-4, marine applications