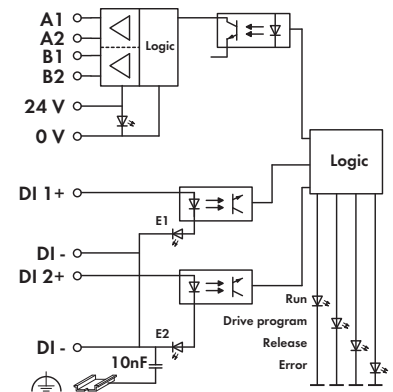
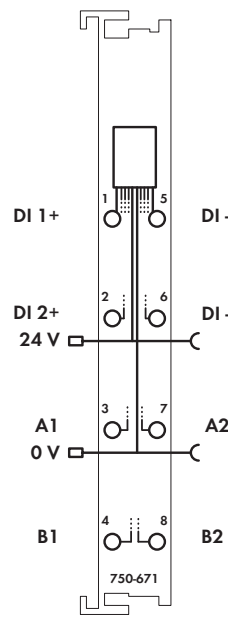



Delivered without miniature WSB markers



The 750-671 module is an intelligent stepper controller with on-board power driver designed to control 2-phase stepper motors up to 24V/1.5A. The 64 times microstepping prevents step losses due to resonance in the acceleration phases and prevents excessive wear on mechanical parts. Adjustable current limits for stop, acceleration and constant speed help minimize motor power dissipation. Two configurable inputs for Start/Stop, limit switches, reference cams, Jog/Tip, etc., are evaluated directly and without any further delay by the internal software.

Versatile functions, such as positioning with different acceleration slopes, command tables, camshaft controller, auto referencing and other event-dependent properties provide this controller with a wide spectrum of possible uses. The programmer's interface is the same for all WAGO stepper controller modules.

Description	Item No.	Pack. Unit
Stepper controller 24 V/1.5 A	750-671	1
Accessories		
Miniature WSB Quick marking system		
 plain	248-501	5
with marking	see Section 11	
Approvals		
Conformity marking	CE	
Ⓢ TÜV 07 ATEX 554086 X	I M2 Ex d I Mb, II 3 G Ex nA IIC T4 Gc, II 3 D Ex tc IIIC T135°C Dc	
IECEx TUN 09.0001 X	Ex d I Mb, Ex nA IIC T4 Gc, Ex tc IIIC T135°C Dc	

Technical Data	
Outputs	
No. of outputs	1 stepper motor (2 phases/bipolar)
Max. stepper frequency	7812 Hz at 64 microstepping internal
Output current (max.)	up to 2 x 1.5 A peak value; 1 A eff.
Inputs	
Number of inputs	2 (DI 1, DI 2)
Signal voltage (0)	-3 V ... +5 V DC
Signal voltage (1)	15 V ... 30 V DC
Input filter	100 µs, software filter can be installed
Input current (typ.)	2.8 mA
Module	
Operation modes	Individual positioning, reference run, jog, tip, instruction tables
Functions	Positioning (absolute/relative), flying setpoint change, rotary axis, etc.
Resolution	
Distance	23 bits + sign bit
Speed	15 bits + 16 bit prescaler
Acceleration	15 bits + 16 bit prescaler
Microstepping	64 steps
Voltage via power jumper contacts	24 V DC (-25 % ... +30 %)
Power supply	via system voltage DC/DC
Current consumption typ. (KBUS)	85 mA
Isolation	500 V system/supply
Internal bit width	12 byte inputs/outputs
Wire connection	CAGE CLAMP®
Cross sections	0.08 mm² ... 2.5 mm² / AWG 28 ... 14
Strip lengths	8 ... 9 mm / 0.33 in
Width	12 mm
Weight	51.8 g
EMC immunity of interference	acc. to EN 61000-6-2
EMC emission of interference	acc. to EN 61000-6-3