

RIDERSERIES RCI
RCI484AE8

Weidmüller Interface GmbH & Co. KG
 Klingenbergstraße 16
 D-32758 Detmold
 Germany
 Fon: +49 5231 14-0
 Fax: +49 5231 14-292083
 www.weidmueller.com



Standard relay within the RIDERSERIES RCI.

- 2 CO contacts
- Relay with DC coil
- Relay with test button, integrated status display and free-wheel diode

General ordering data

Type	RCI484AE8
Order No.	8870330000
Version	RIDERSERIES RCI, Relay, No. of contacts: 2 CO contact with test button AgNi 90/10, Rated control voltage: 48 V DC, Continuous current: 8 A, Plug-in connection
GTIN (EAN)	4032248613717
Qty.	10 pc(s).

**RIDERSERIES RCI
RCI484AE8**

Weidmüller Interface GmbH & Co. KG
Klingenbergstraße 16
D-32758 Detmold
Germany
Fon: +49 5231 14-0
Fax: +49 5231 14-292083
www.weidmueller.com

Technical data**Dimensions and weights**

Width	13 mm	Width (inches)	0.512 inch
Height	29 mm	Height (inches)	1.142 inch
Depth	26.7 mm	Depth (inches)	1.051 inch
Net weight	17.1 g		

Temperatures

Humidity	40 °C / 93 % rel. humidity, no condensation	Operating temperature, max.	70 °C
Operating temperature, min.	-40 °C	Storage temperature, max.	85 °C
Storage temperature, min.	-40 °C	Operating temperature	-40 °C...70 °C
Storage temperature	-40 °C...85 °C		

Input

Rated control voltage	48 V DC	Rated current DC	8.7 mA
Power rating	400 mW	Pull-in/drop-out voltage, typ.	33.6 V / 4.8 V DC
Coil resistance	5520 Ω ± 10 %	Status indicator	Green LED
Protective circuit	Free-wheel diode		

Output

Rated switching voltage	240 V AC	Max. switching voltage, AC	400 V
Continuous current	8 A	Inrush current	15 A / 4 s
AC switching capacity (resistive), max.	2000 VA	DC switching capacity (resistive), max.	192 W @ 24 V
Switch-on delay	≤ 10 ms	Switch-off delay	≤ 6 ms
Min. switching power	1 mA @ 24 V, 10 mA @ 12 V, 100 mA @ 5 V	Max. switching frequency at rated load	0.1 Hz

Contact data

Contact type	2 CO contact with test button (AgNi 90/10)	Mechanical service life	AC coil 5 x 10 ⁶ Switch. cycles, DC coil 10 x 10 ⁶ Switch. cycles
--------------	---	-------------------------	---

General data

Test button	yes (lockable, just when removing the detent lock)	Mechanical switch position indicator	Yes
Colour	Transparent	UL 94 flammability rating	V-2

Insulation coordination

Rated voltage	250 V	Surge voltage category	III
Pollution severity	2	Insulating material group	IIIa
Dielectric strength input – output	5 kV _{eff} / 1min	Creepage and clearance distance input – output	≥ 8 mm
Dielectric strength of neighbouring contacts	2.5 kV _{eff} / 1 min.	Dielectric strength of open contact	1 kV _{eff} / 1 min
Impulse withstand voltage	5 kV (1.2/50 μs)		

Further details of approvals / standards

Standards	IEC 61810-1, UL508	Certificate No. (CSA)	249409-2426937
Certificate No. (cURus)	E224238		

Creation date July 3, 2018 1:20:31 PM CEST

Data sheet

RIDERSERIES RCI RCI484AE8

Weidmüller Interface GmbH & Co. KG
 Klingenbergstraße 16
 D-32758 Detmold
 Germany
 Fon: +49 5231 14-0
 Fax: +49 5231 14-292083
 www.weidmueller.com

Technical data

Connection data

Wire connection method	Plug-in connection	Pitch in mm (P)	5 mm
------------------------	--------------------	-----------------	------

Classifications

ETIM 3.0	EC001437	ETIM 4.0	EC001437
ETIM 5.0	EC001437	ETIM 6.0	EC001437
UNSPSC	30-21-19-17	eClass 5.1	27-37-16-01
eClass 6.2	27-37-16-01	eClass 7.1	27-37-16-01
eClass 8.1	27-37-16-01	eClass 9.0	27-37-16-01
eClass 9.1	27-37-16-01		

Product information

Descriptive text technical data	x = 25.5 without test button / 26.7 with test button
---------------------------------	--

Approvals

Approvals



ROHS	Conform
------	---------

Downloads

Approval/Certificate/Document of Conformity	DE_PA5600_160401_002.pdf
Brochure/Catalogue	CAT 4.2 ELECTR 18/19 EN
Engineering Data	EPLAN_WSCAD

**RIDERSERIES RCI
RCI484AE8**

Weidmüller Interface GmbH & Co. KG
 Klingenbergstraße 16
 D-32758 Detmold
 Germany
 Fon: +49 5231 14-0
 Fax: +49 5231 14-292083
 www.weidmueller.com

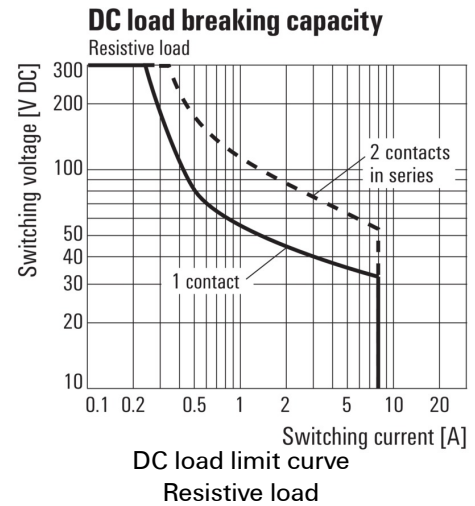
Drawings

Wiring diagram

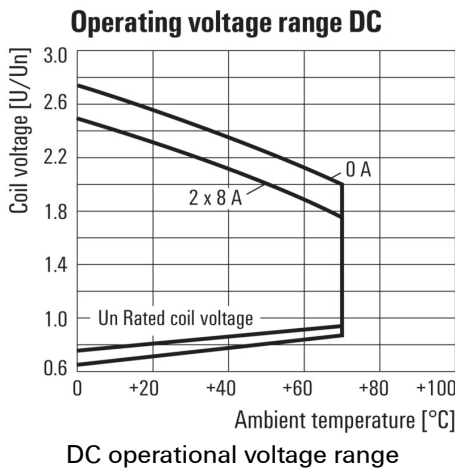


View of Pins from below

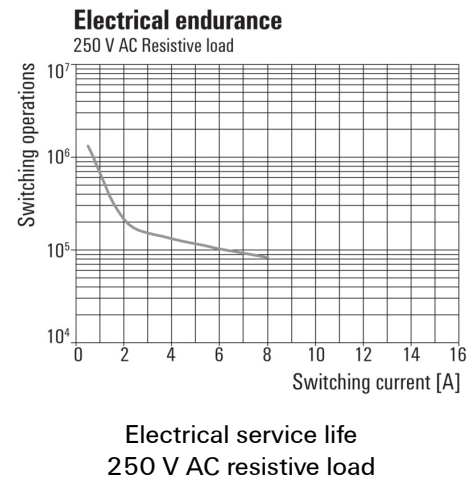
Graph



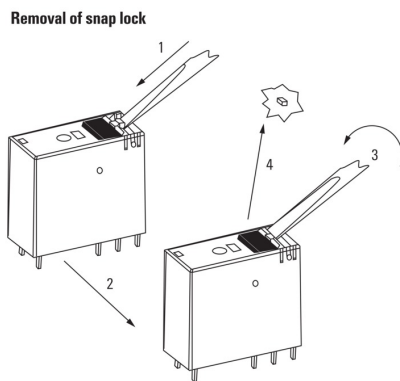
Graph



Graph

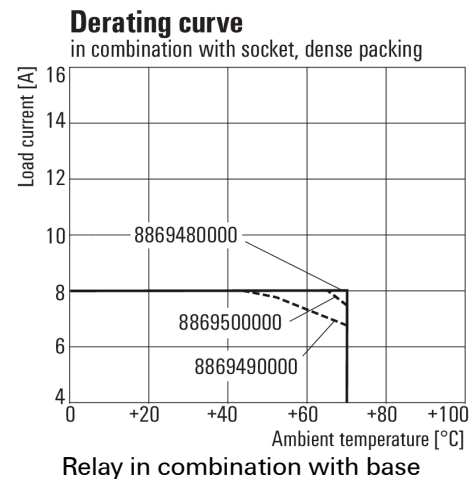


Dimensional drawing



Detailed drawing
Removal of the test button detent lock

Derating curve



**RIDERSERIES RCI
RCI484AE8**

Weidmüller Interface GmbH & Co. KG
 Klingenbergstraße 16
 D-32758 Detmold
 Germany
 Fon: +49 5231 14-0
 Fax: +49 5231 14-292083
 www.weidmueller.com

Drawings

Dimensional drawing



Miscellaneous

	RCI					
Type						
RIDER Control Industrial						
Type of construction						
3 16 A pinning 5 mm						
4 8 A, pinning 5mm						
Type of contact						
1 1 CO without push button						
2 2 CO without push button						
7 1 CO with push button						
8 2 CO with push button						
Contact material						
4 AgNi 90/10						
						Coil voltage
						012 12 V DC
						024 24 V DC
						048 48 V DC
						110 110 V DC
						AB2 12 V DC + LED + diode
						AC4 24 V DC + LED + diode
						AE8 48 V DC + LED + diode
						BBO 110 V DC + LED + diode
						524 24 V AC
						615 115 V AC
						730 230 V AC
						R24 24 V AC + LED
						S15 115 V AC + LED
						T30 230 V AC + LED

Type codes